

Operations

- TTAD methods recorded 33,497 operations with an additional 5,865 touch and go's
- 8% decrease in operations from 2019 and 4% decrease from 2018
- Pistons up 1%, Turboprops down 15%, Jets up 15%
- Helicopters down 17%, Gliders down 40% from 2019
- Sunday, August 9 was the busiest day of the year with 361 operations including 151 glider operations
- GTX G-1000 Flight Simulator was flown 247 hours
- Record high operation counts for February and October

Voluntary Curfew Operations 10 pm—7 am

- 177 Non - EMS operations
- 26% decrease from 2019
- 28 Jets, 111 Pistons, 35 Turboprops, 3 Helicopters
- 86 EMS operations
- 3 hangar tenant Fly Quiet violations

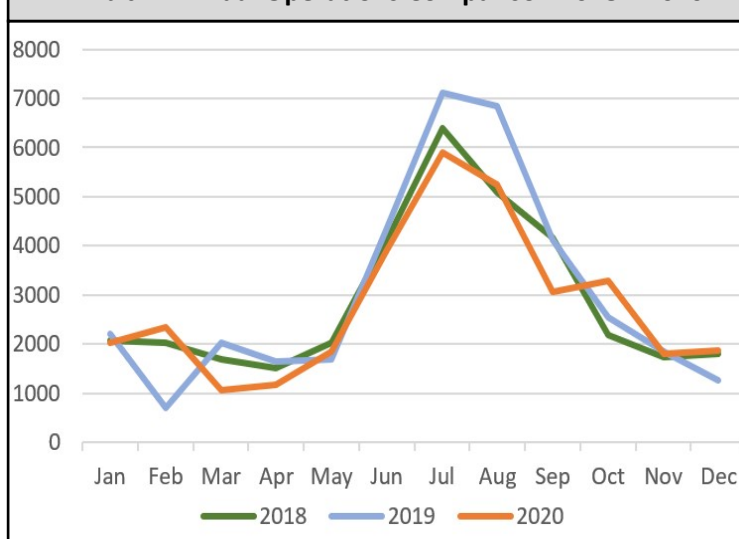
Exhibit 2: 2020 Voluntary Curfew Operations

	10pm	11pm	12am	1am	2am	3am	4am	5am	6am
Arrival	23	5	3	1					29
Departure	7						1	5	103

Exhibit 3: Annual Operations by Aircraft Type

	2019	2020	Change
Piston Single	16775	17002	1%
Piston Twin	1269	1152	-9%
Turboprop	6346	5418	-15%
Jet < 12,499 lbs.	998	829	-17%
Jet 12,500-19,999 lbs.	1658	1883	14%
Jet 20,000-49,999 lbs.	1504	1939	29%
Jet > 50,000 lbs.	270	424	57%
Helicopter	985	818	-17%
Total Powered Aircraft	29805	29521	-1%
Gliders	6574	3976	-40%
Total Operations	36379	33497	-8%

Exhibit 1: Annual Operations Comparison 2018—2020



Top 5 Commercial Operators

1. **Mountain Lion Aviation** 2,771 operations
2. **Soar Truckee** 1,988 tow-plane operations
3. **Sierra Aero** 1,460 operations
4. **NetJets** 899 operations
5. **Skydive Truckee Tahoe** 797 operations

Top 5 Airport Origins

1. **KSQL San Carlos, CA**
2. **KPAO Palo Alto, CA**
3. **KDVO Novato, CA**
4. **KSJC San Jose, CA**
5. **KCCR Concord, CA**

Operations Spotlight: N5901G

TTAD's turbodiesel Cessna 172 JT-A N5901G was the aircraft with the most operations at KTRK in 2020. Totalling 938 operations, N5901G generated just 10 comments by 7 households. This is in comparison to the significantly louder Cessna 172 available for rent, N9110H with 522 operations and 20



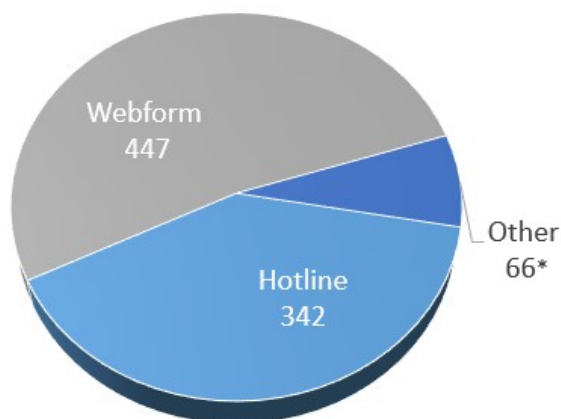
Comments

- 855 comments: up 11% from 2019 and up 24% from 2018
- 118% increase in comments about Jet Arrivals from 2019 (78 to 170) mainly from Northstar and Tahoe Donner
- Most comments from a single household was 114
- 53 comments due to military aircraft

Exhibit 5: Annual Noise Comments 2018—2020

	2018	2019	Change	2020	Change
Helicopter	23	17	-26%	21	24%
Jet	204	203	0%	360	77%
Piston	293	424	45%	378	-11%
Turboprop	156	121	-22%	93	-23%
Unknown/Other	14	6	-57%	3	-50%
Total Comments	690	771	12%	855	11%

Exhibit 6: 2020 Noise Comment Origins

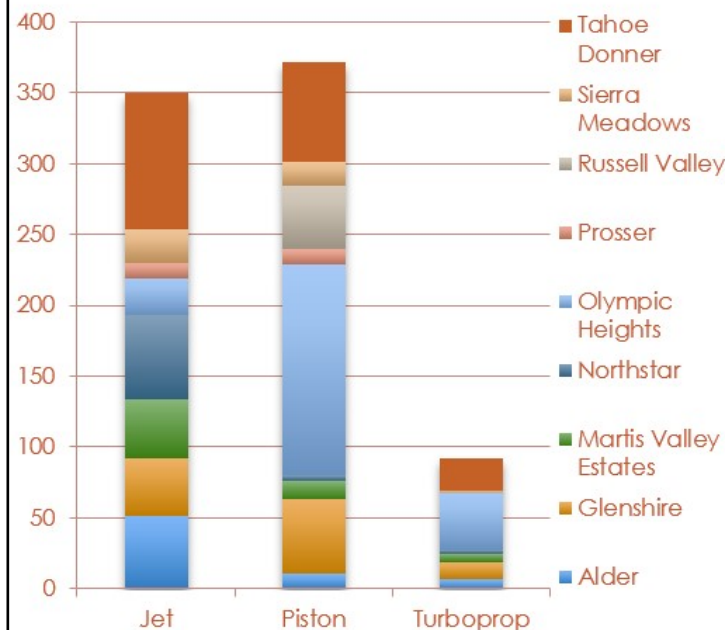


*65 comments made direct to staff via phone & email. Staff also responded to one comment from Facebook

Household Data

- 192 households: up 47% from 2019 and up 54% from 2018
- 98 new households
- Top 5 households accounted for 326 comments
- Most comments from a single household was 114
- 59% of households submitted one comment each

Exhibit 4: 2020 Comments by Type and Neighborhood



Top 5 Aircraft Commented On

1. **Pilatus PC12** 43 Comments
2. **Cirrus SR22** 41 Comments
3. **Gulfstream 4** 38 Comments
4. **Cessna 172** 36 Comments
5. **Bombardier Challenger 300** 32 Comments

Exhibit 7: 2020 Households by Neighborhood

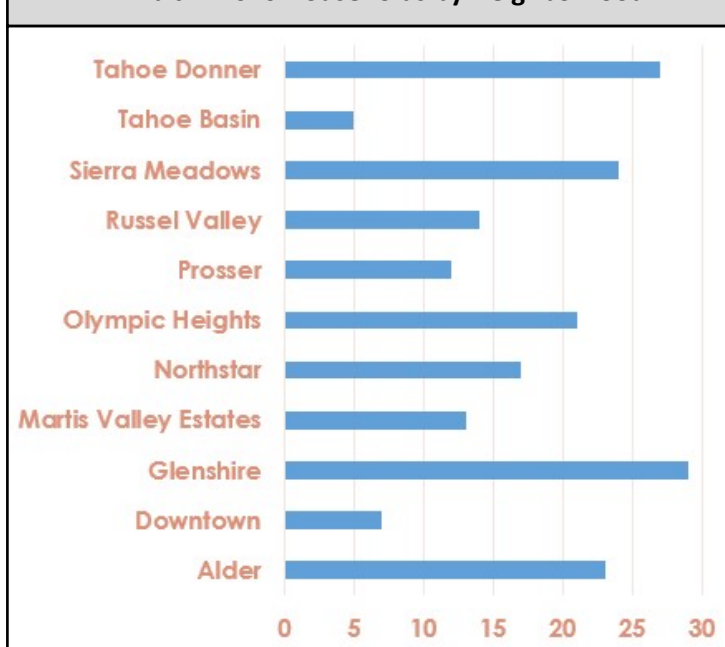


Exhibit 8a: 2020 Noise Comment Heap Map (5 mile radius)

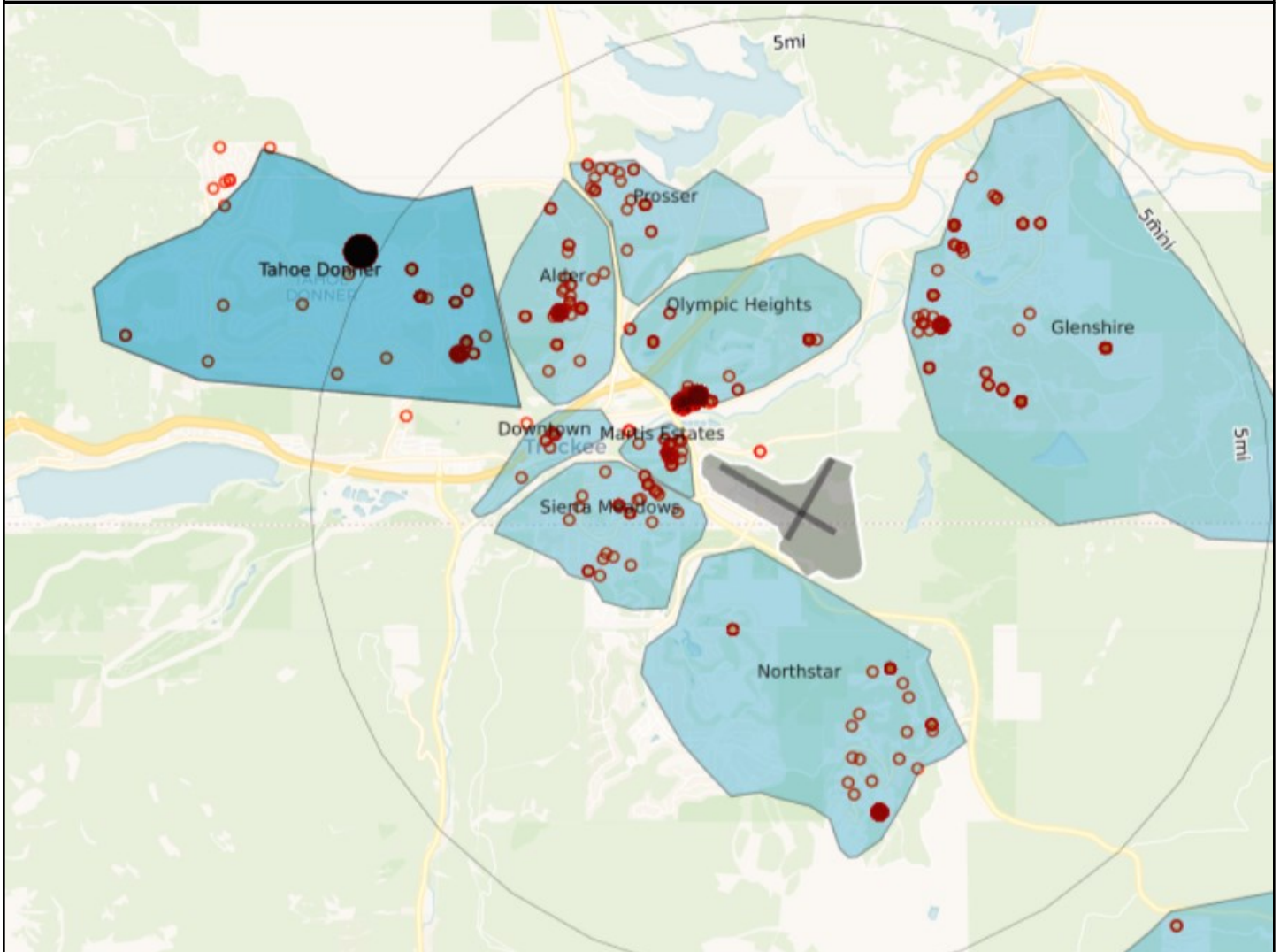


Exhibit 8b: 2020 Heat Map (Russell Valley)

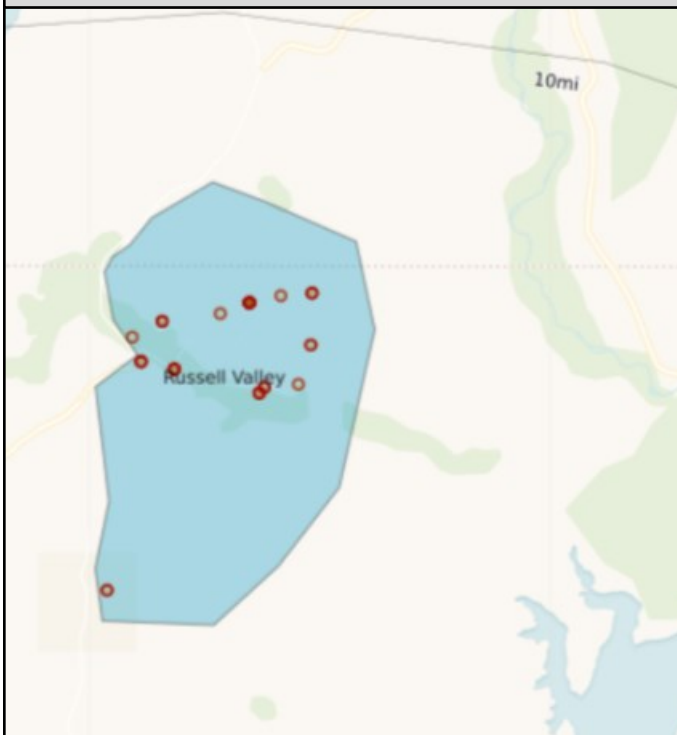


Exhibit 8c: 2020 Heat Map (Tahoe Basin)

