



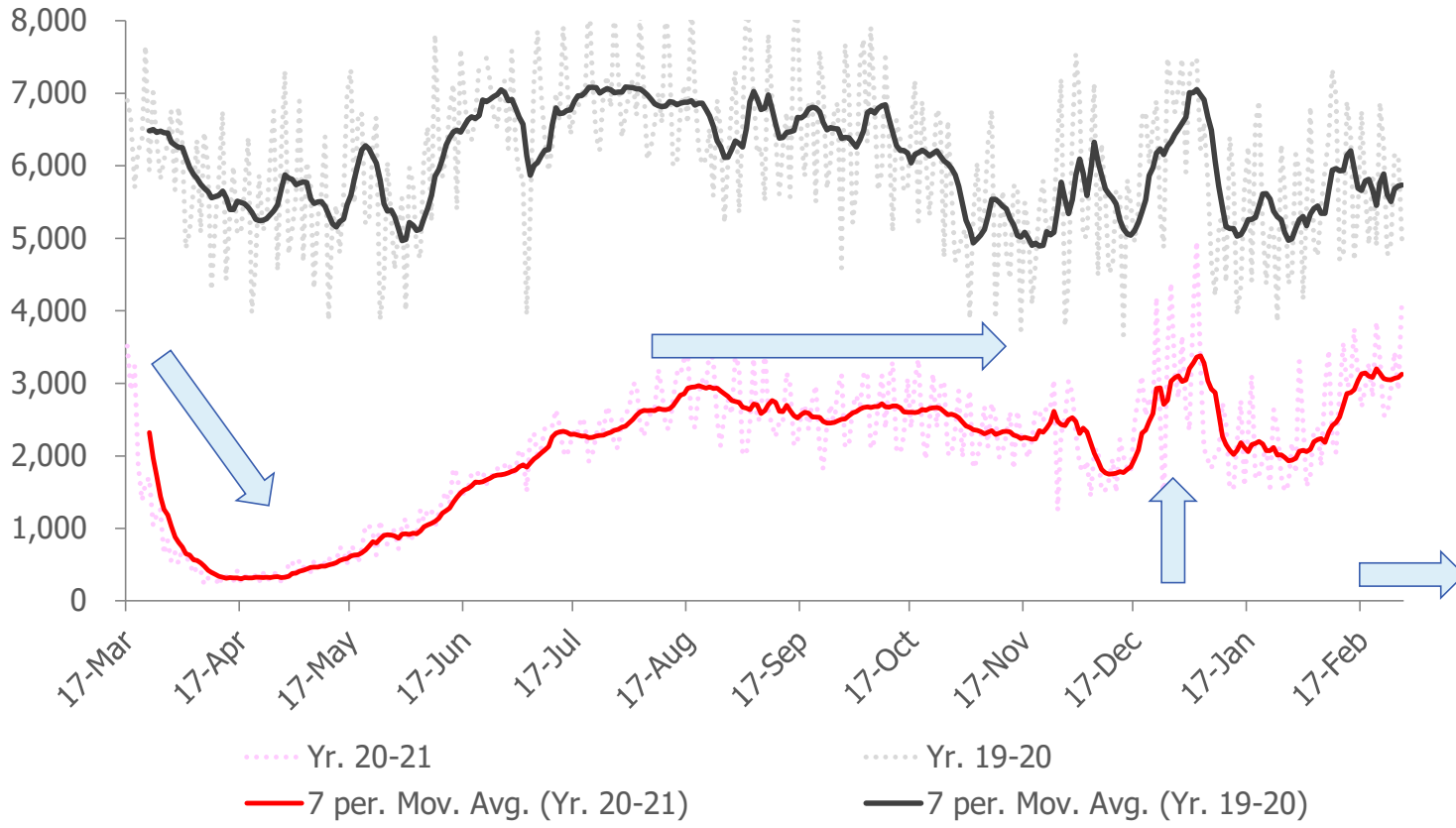
Reno-Tahoe
International
Airport

RNO Air Service Update

RASC Board Meeting

March 1, 2021

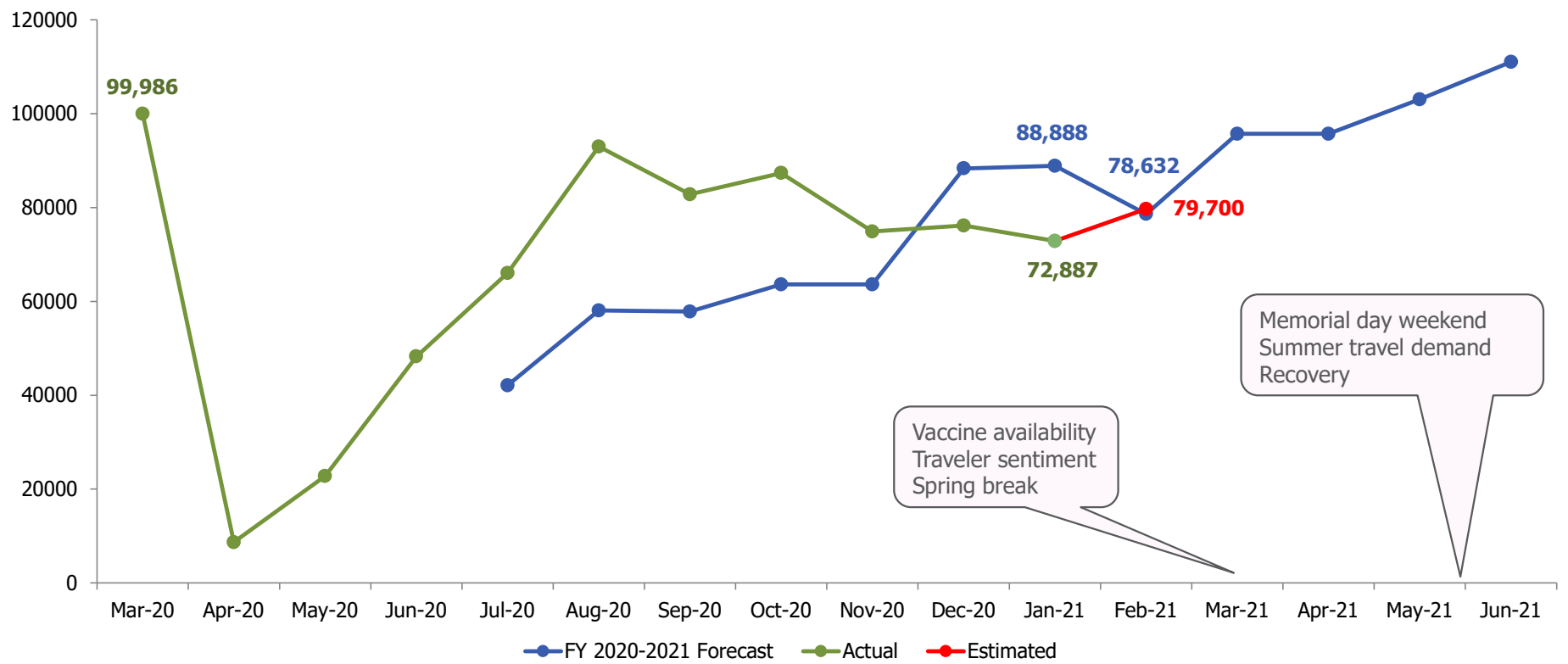
Daily Enplaned Passenger Bookings at RNO



Source: TSA Daily Passenger Bookings

	7-days moving average			
	CY 2021	CY 2020	Difference	YOY % Change
1-Feb	2,078	5,302	(3,223)	-61%
2-Feb	2,058	5,174	(3,116)	-60%
3-Feb	2,091	5,338	(3,247)	-61%
4-Feb	2,197	5,412	(3,215)	-59%
5-Feb	2,224	5,446	(3,221)	-59%
6-Feb	2,239	5,343	(3,105)	-58%
7-Feb	2,186	5,345	(3,159)	-59%
8-Feb	2,329	5,665	(3,336)	-59%
9-Feb	2,419	5,941	(3,522)	-59%
10-Feb	2,463	5,960	(3,498)	-59%
11-Feb	2,535	5,934	(3,399)	-57%
12-Feb	2,704	5,936	(3,232)	-54%
13-Feb	2,860	6,143	(3,283)	-53%
14-Feb	2,872	6,206	(3,334)	-54%
15-Feb	2,915	5,963	(3,048)	-51%
16-Feb	3,041	5,689	(2,648)	-47%
17-Feb	3,131	5,661	(2,530)	-45%
18-Feb	3,143	5,793	(2,650)	-46%
19-Feb	3,102	5,812	(2,710)	-47%
20-Feb	3,082	5,668	(2,586)	-46%
21-Feb	3,200	5,455	(2,255)	-41%
22-Feb	3,142	5,766	(2,624)	-46%
23-Feb	3,065	5,888	(2,823)	-48%
24-Feb	3,050	5,606	(2,555)	-46%
25-Feb	3,050	5,506	(2,456)	-45%
26-Feb	3,072	5,682	(2,610)	-46%
27-Feb	3,085	5,721	(2,637)	-46%
28-Feb	3,129	5,735	(2,607)	-45%

RNO Enplaned Passengers



Source: RNO Airline Activity Reports, TSA Daily Bookings Data (December 2020), RTAA Enplaned Passengers Forecast FY 2021



www.RenoAirport.com



March 2021 Schedule

52

Average Daily Flights
(LY 66)

6,058

Average Daily Seats
(LY 8,000)

20

Destinations
(LY 19)



JSX

Burbank
Orange County

Source: Cirium via Diio Mi, February 2021. Note: JSX information is not included above



Schedule Highlights

3.1.2021

Returning Flights

1. Atlanta: [Delta](#) Nov 20'
2. Houston IAH: [United](#) Dec 20'
3. Los Angeles – two airlines
 - [Southwest](#) and [American](#) Mar 21'
5. New York: [JetBlue](#) May 21'
6. Chicago ORD – two airlines
 - [United](#) Mar 21', [American](#) May 21'
8. Denver: [Frontier](#) May 21'
9. San Jose: [Southwest](#) possibly May 21'

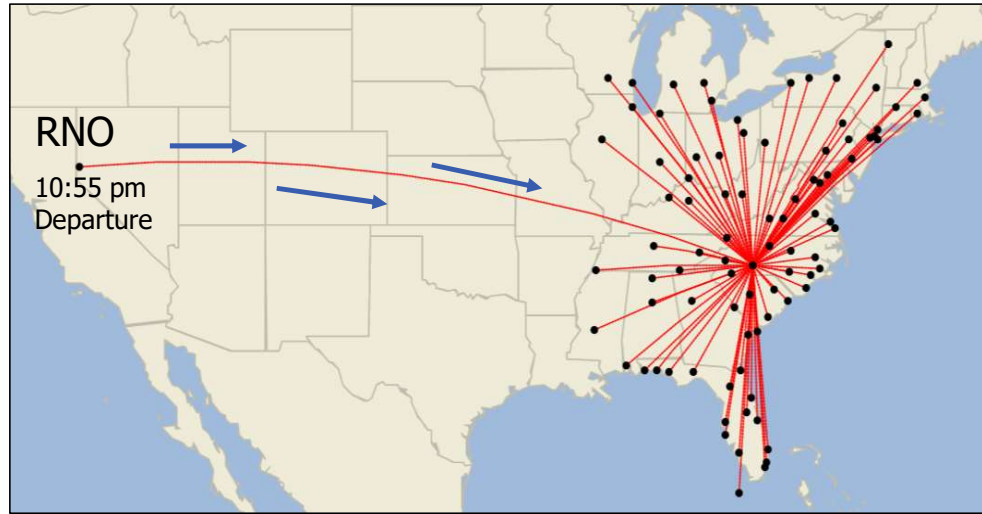
New Flights

1. Los Angeles – three airlines
 - [JetBlue](#) Oct 20', [Delta](#) Nov 20', [Alaska](#) Dec 20'
4. *Dallas Love Field (Daily): [Southwest](#) Jan 21'
5. Orange County: [Allegiant](#) Feb 21'
6. *Long Beach: [Southwest](#) Mar 21'
7. Chicago MDW: [Southwest](#) Mar 21'
8. *Houston Hobby: [Southwest](#) Mar 21'
9. Jackson Hole: [Allegiant](#) Jun 21'
10. Charlotte: [American](#) Jun 21'



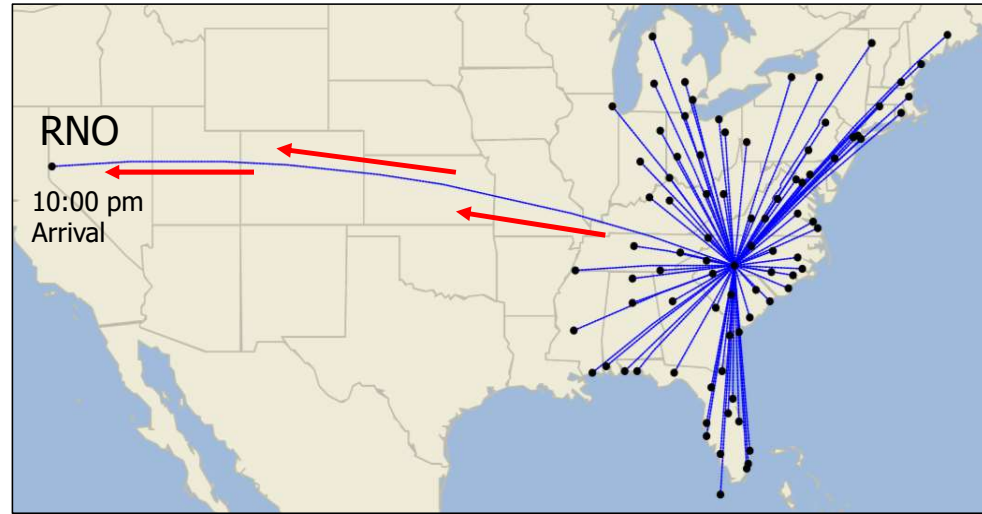
American Airlines

RNO-CLT Domestic Connections



A total of 88 domestic connections

- 55 minutes connection
- 2.5 hours connect window



A total of 85 domestic connections

- 40-50 minutes connection
- 2.5 hours connect window

Source: June 18, 2021, domestic schedule via Diio Mi

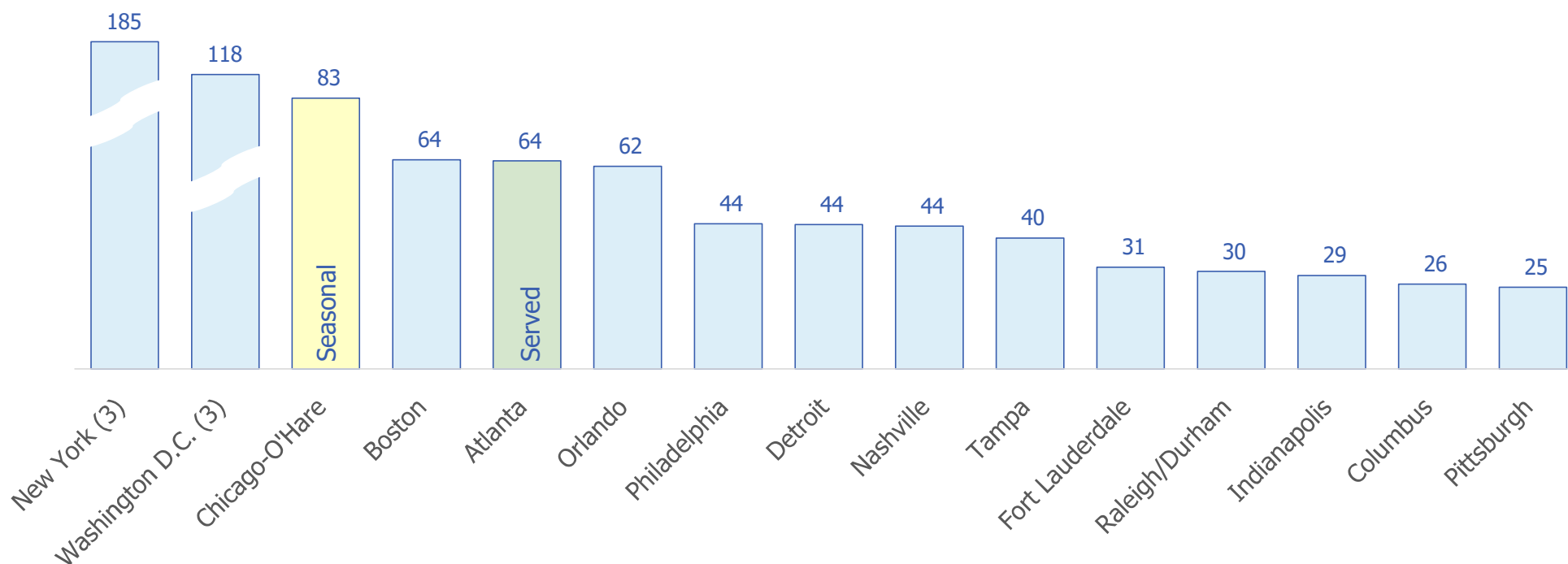


www.RenoAirport.com



RNO-CLT: TOP Connecting Markets

Market Size 2019: Passengers Daily Each Way



Source: U.S. DOT O&D Passenger Survey via Diio Mi; February 2021

Note: New York includes JFK, LGA and EWR. Washington D.C. includes DCA, IAD and BWI

Travel looks different in 2021

1. Return to international travel will be a slow rollout
2. Return of leisure traffic
3. You may need a digital vaccination passport for international trips
4. Outdoor travel will remain popular even as other travel segments return
5. Pandemic health and safety trends aren't going anywhere
6. Fare deals
7. More last-minute trips

Source: USA TODAY 01/21/2021

Questions