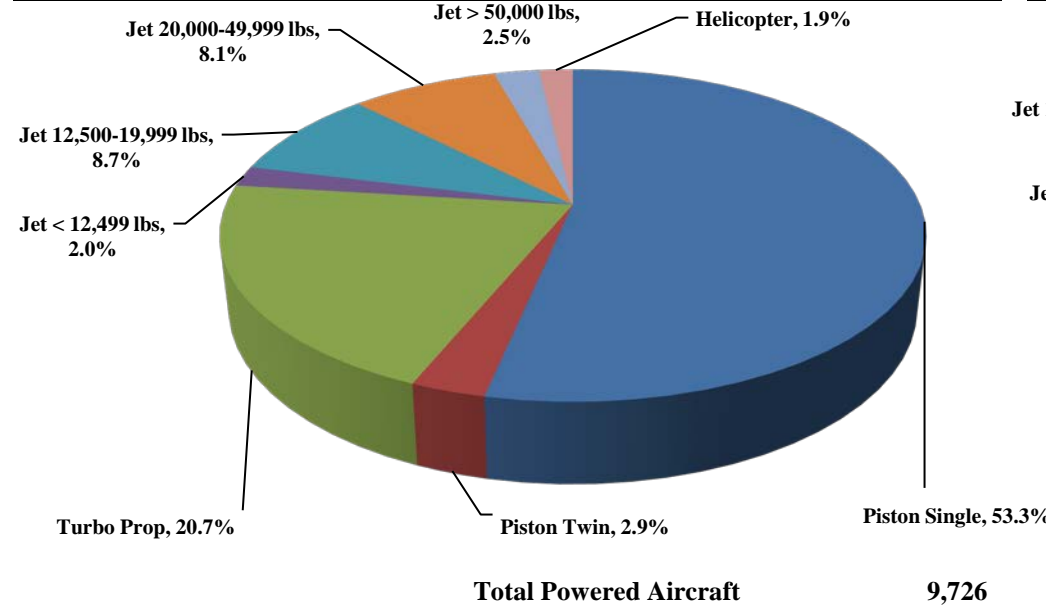




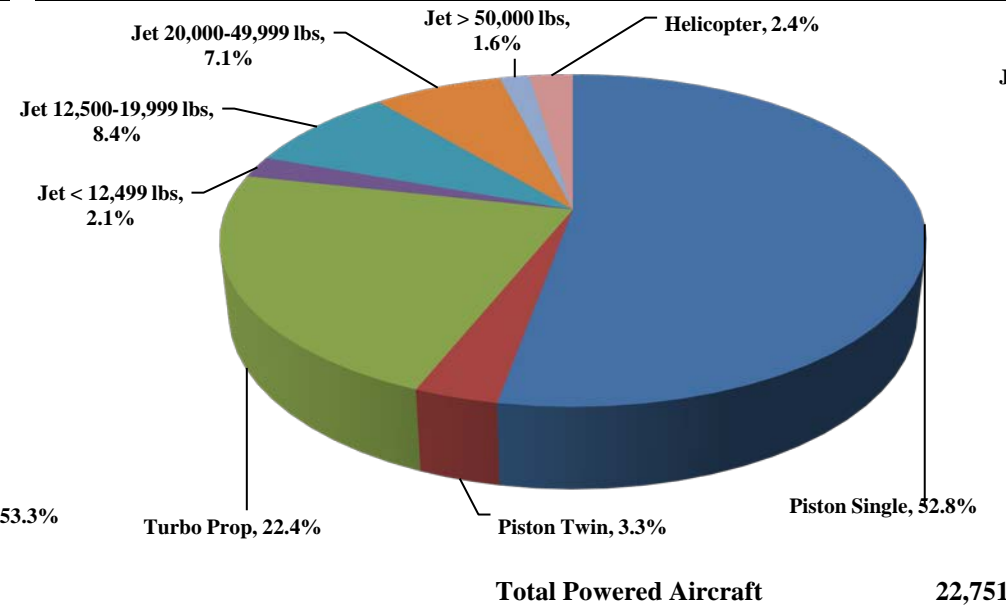
TRUCKEE TAHOE AIRPORT DISTRICT Operations and Community Comment Report as of 9/30/22



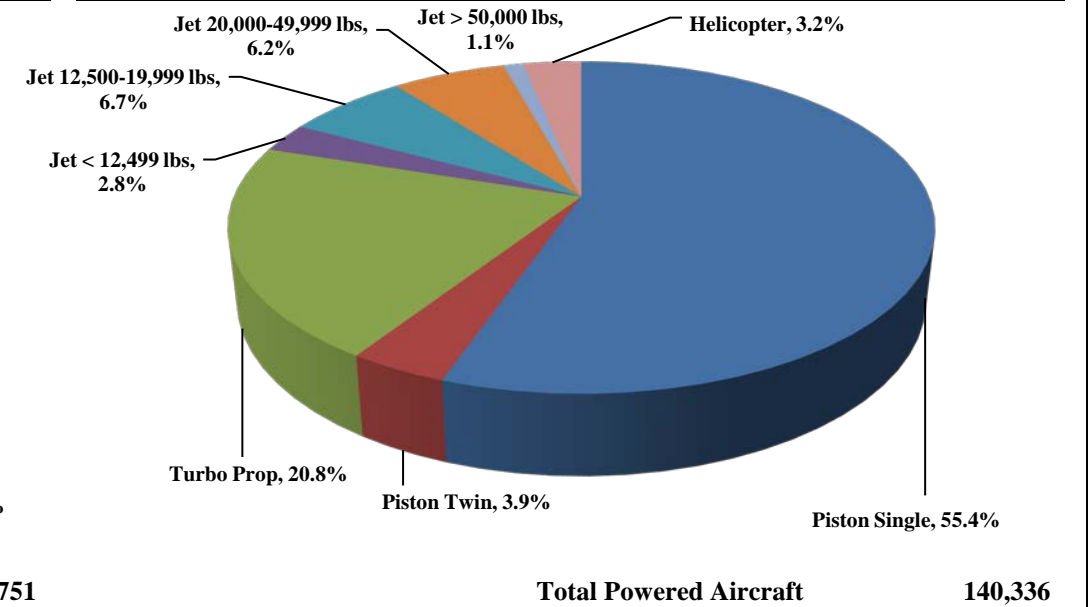
Current Quarter | Operations
July 1, 2022 - September 30, 2022



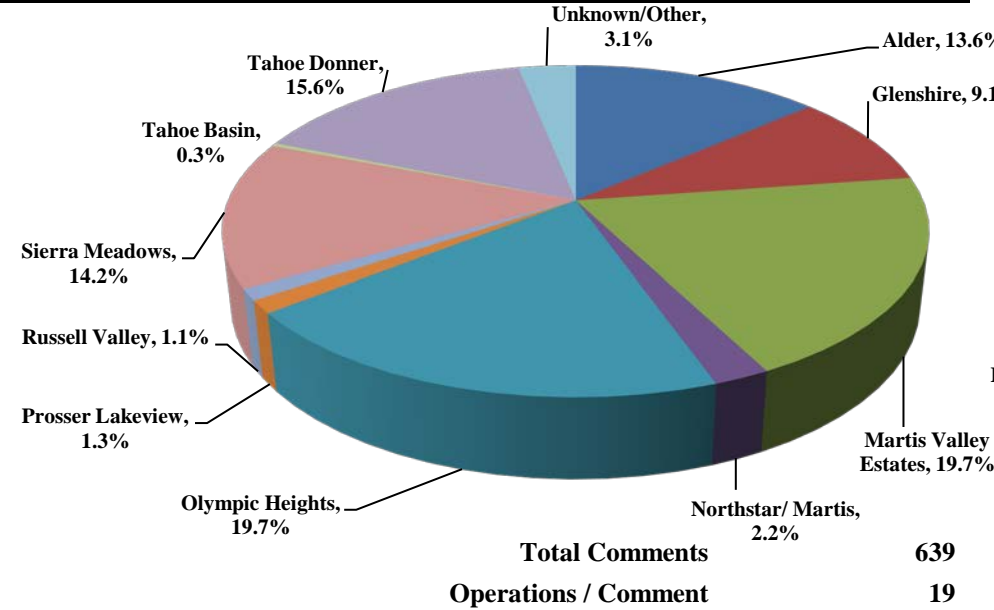
Year-to-Date | Operations
January 1, 2022 - September 30, 2022



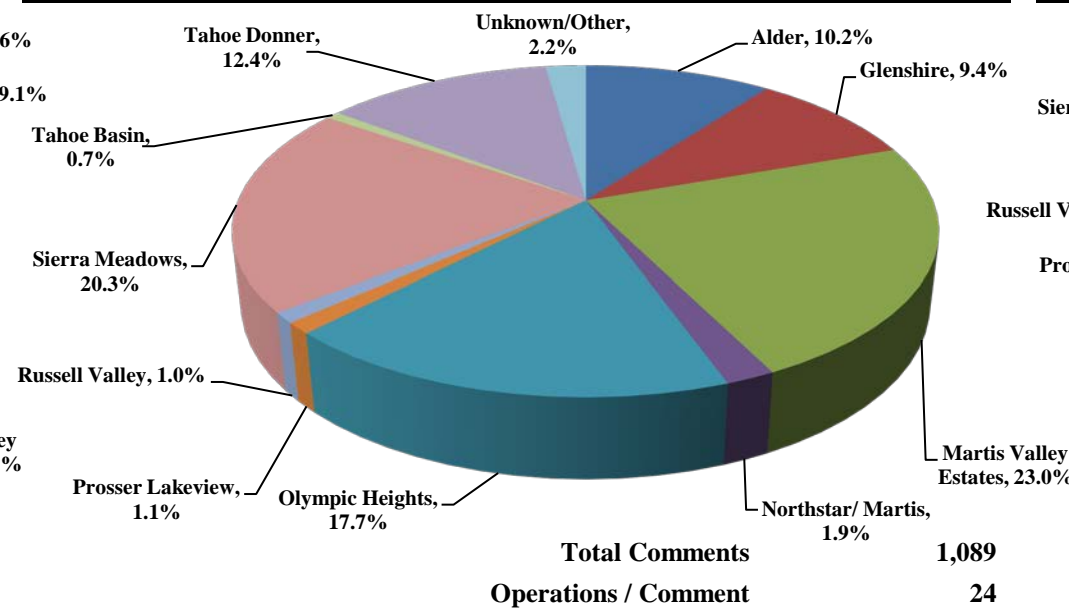
Historic | Operations
January 1, 2018 - September 30, 2022



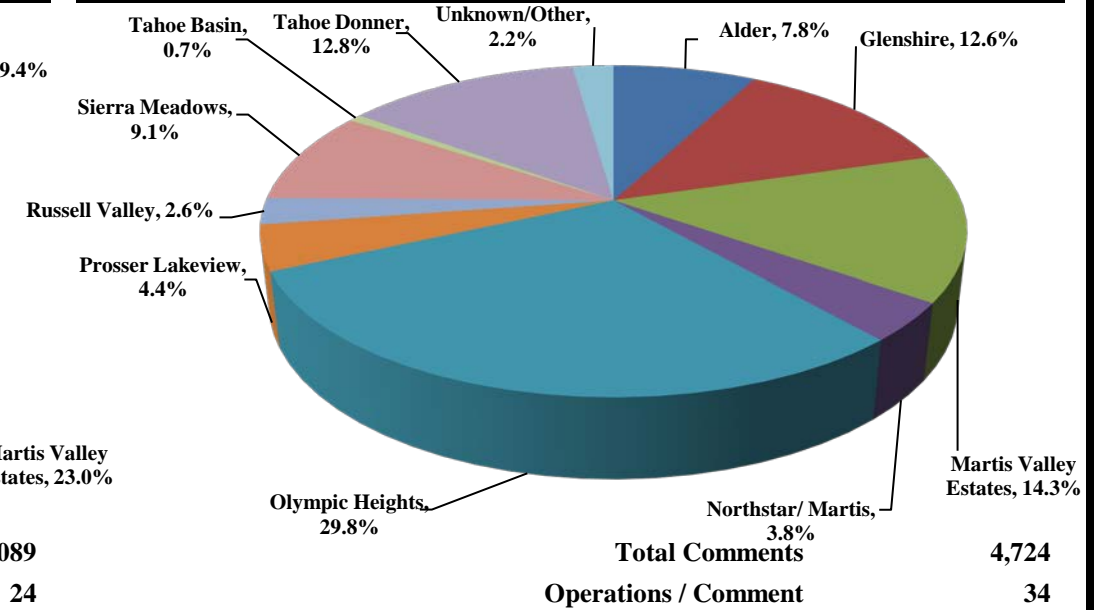
Current Quarter | Comments
July 1, 2022 - September 30, 2022



Year-to-Date | Comments
January 1, 2022 - September 30, 2022



Historic | Comments
January 1, 2018 - September 30, 2022



Notes

Operations graphs above use Total Powered Aircraft. Glider operations are not included.

2018 - Launched Community Hotline & Plane Noise with Smart Receipt

2017 - Residential Zones changed to match minimum of 1% of total comments

2015 - Jet > 50,000 lbs category added in Q1

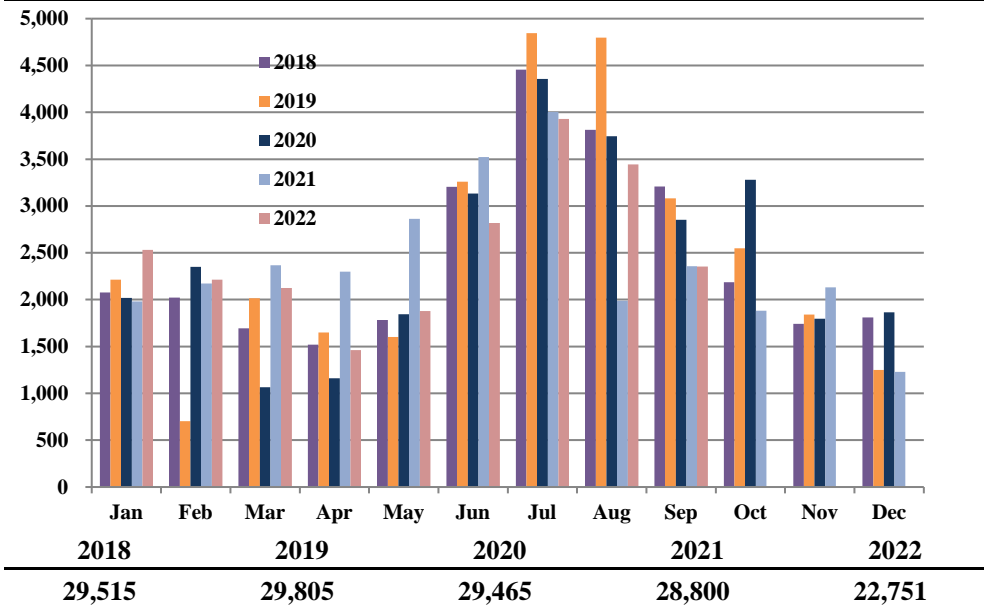
2014 - TTAD launched 'Report Noise' link in website



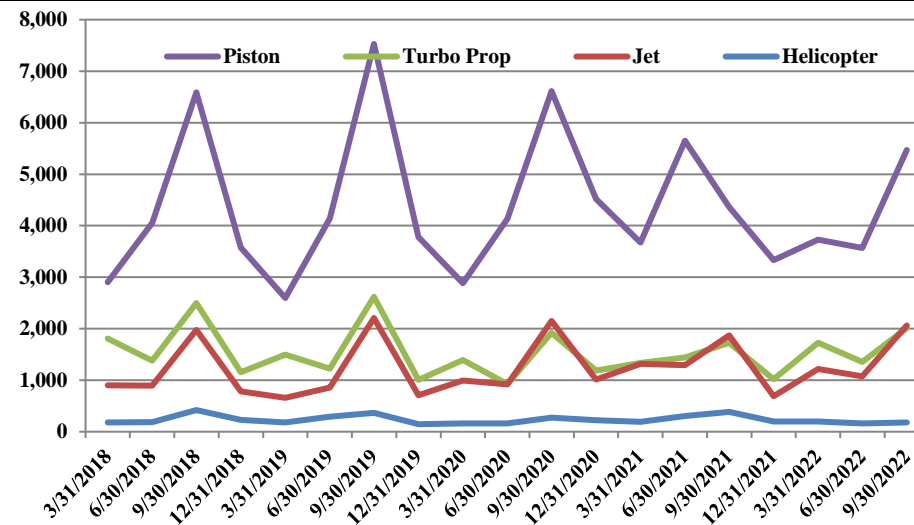
TRUCKEE TAHOE AIRPORT DISTRICT Operations and Community Comment Report as of 9/30/22



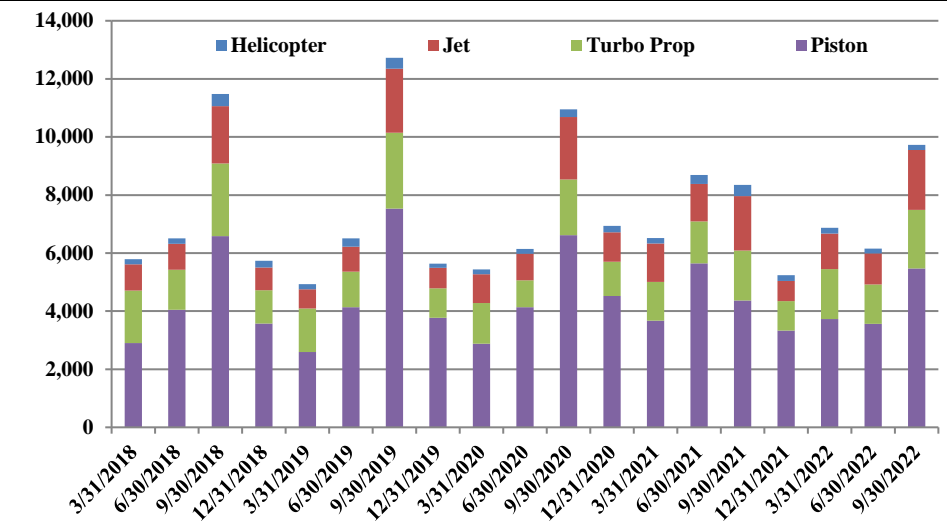
Operations | by Month by Year
January 1, 2018 - September 30, 2022



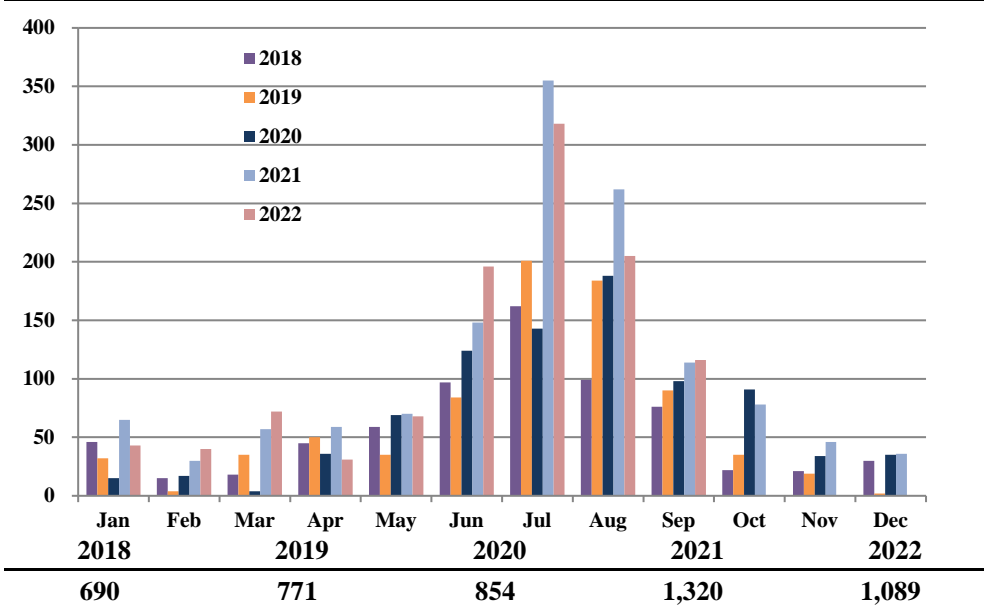
Operations | by Type by Quarter
January 1, 2018 - September 30, 2022



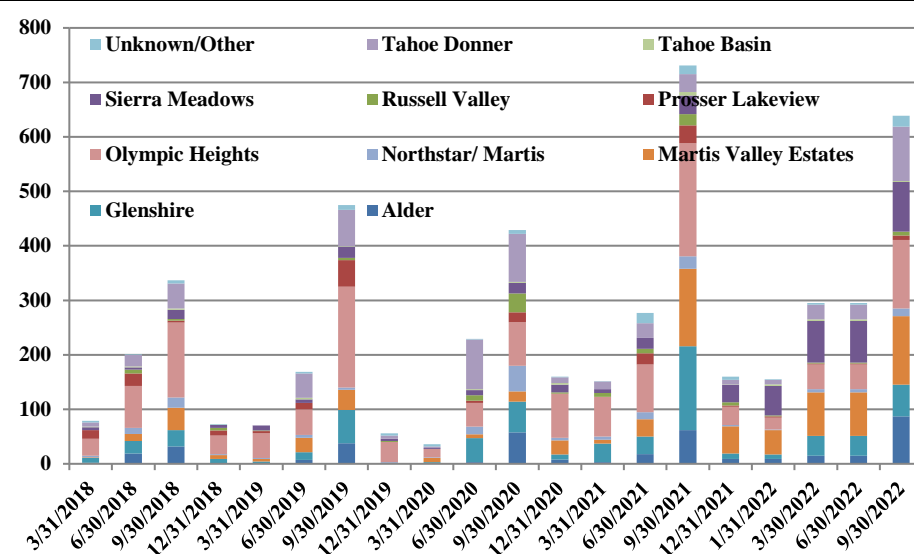
Operations | Mix by Type by Quarter
January 1, 2018 - September 30, 2022



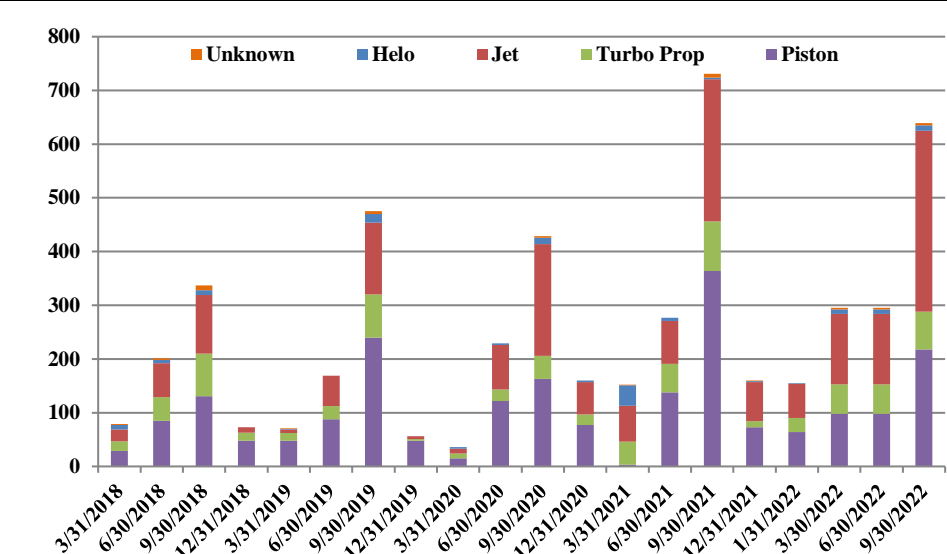
Comments | by Month by Year
January 1, 2018 - September 30, 2022



Comments | by Locale by Quarter
January 1, 2018 - September 30, 2022



Comments | by Type by Quarter
January 1, 2018 - September 30, 2022



Notes

Operations graphs above use Total Powered Aircraft. Glider operations are not included.
 2018 - Launched Community Hotline & Plane Noise with Smart Receipt
 2017 - Residential Zones changed to match minimum of 1% of total comments
 2015 - Jet > 50,000 lbs category added in Q1
 2014 - TTAD launched 'Report Noise' link in website



Truckee Tahoe Airport District Operations and Community Comment Report as of 9/30/22



| | OPERATIONS | | | | | | | | | | Year over Year | | | | |
|--------------------------|------------|-------|-------|-------|-------|-------|-------|--------|------------|----------|-------------------|-------------------|------------|----------|-------|
| | 2021 | | | | 2022 | | | | difference | % | 10/1/20 - 9/30/21 | 10/1/21 - 9/30/22 | difference | % | Notes |
| | Jul | Aug | Sep | Q3 | Jul | Aug | Sep | Q3 | | | | | | | |
| Operations Detail | | | | | | | | | | | | | | | |
| Piston Single | 1,782 | 984 | 1,264 | 4,030 | 2,021 | 1,837 | 1,330 | 5,188 | 1,158 | 28.73% | 17,017 | 15,177 | (1,840) | (10.81%) | |
| Piston Twin | 163 | 75 | 95 | 333 | 114 | 109 | 60 | 283 | (50) | (15.02%) | 1,191 | 918 | (273) | (22.92%) | |
| Turbo Prop | 899 | 379 | 450 | 1,728 | 782 | 690 | 541 | 2,013 | 285 | 16.49% | 5,690 | 6,110 | 420 | 7.38% | |
| Jet < 12,499 lbs | 135 | 75 | 71 | 281 | 74 | 90 | 29 | 193 | (88) | (31.32%) | 812 | 597 | (215) | (26.48%) | |
| Jet 12,500-19,999 lbs | 398 | 156 | 131 | 685 | 406 | 279 | 159 | 844 | 159 | 23.21% | 2,235 | 2,232 | (3) | (0.13%) | |
| Jet 20,000-49,999 lbs | 501 | 240 | 129 | 870 | 367 | 263 | 155 | 785 | (85) | (9.77%) | 2,223 | 1,814 | (409) | (18.40%) | |
| Jet > 50,000 lbs | - | 2 | 35 | 37 | 115 | 79 | 46 | 240 | 203 | 548.65% | 227 | 400 | 173 | 76.21% | |
| Helicopter | 125 | 78 | 181 | 384 | 49 | 97 | 34 | 180 | (204) | (53.13%) | 1,105 | 745 | (360) | (32.58%) | |
| Total Powered Aircraft | 4,003 | 1,989 | 2,356 | 8,348 | 3,928 | 3,444 | 2,354 | 9,726 | 1,378 | 16.51% | 30,500 | 27,993 | (2,507) | (8.22%) | |
| Gliders | 1,021 | 180 | 158 | 1,359 | 704 | 1,330 | 691 | 2,725 | 1,366 | 100.52% | 2,523 | 3,567 | 1,044 | 41.38% | |
| Total Operations | 5,024 | 2,169 | 2,514 | 9,707 | 4,632 | 4,774 | 3,045 | 12,451 | 2,744 | 28.27% | 33,023 | 31,560 | (1,463) | (4.43%) | |

| | COMMENTS | | | | | | | | | | Year over Year | | | | |
|-------------------------------|----------|-----|-----|------|------|-----|-----|------|------------|----------|-------------------|-------------------|------------|----------|-------|
| | 2021 | | | | 2022 | | | | difference | % | 10/1/20 - 9/30/21 | 10/1/21 - 9/30/22 | difference | % | Notes |
| | Jul | Aug | Sep | Q3 | Jul | Aug | Sep | Q3 | | | | | | | |
| Comment Location | | | | | | | | | | | | | | | |
| Alder | 39 | 11 | 12 | 62 | 45 | 22 | 20 | 87 | 25 | 40.32% | 91 | 120 | 29 | 31.87% | |
| Glenshire | 77 | 70 | 7 | 154 | 22 | 23 | 13 | 58 | (96) | (62.34%) | 229 | 112 | (117) | (51.09%) | |
| Martis Valley Estates | 37 | 54 | 51 | 142 | 66 | 36 | 24 | 126 | (16) | (11.27%) | 207 | 301 | 94 | 45.41% | |
| Northstar/ Martis | 9 | 11 | 3 | 23 | 10 | 2 | 2 | 14 | (9) | (39.13%) | 47 | 23 | (24) | (51.06%) | |
| Olympic Heights | 118 | 68 | 21 | 207 | 105 | 19 | 2 | 126 | (81) | (39.13%) | 447 | 227 | (220) | (49.22%) | |
| Prosser Lakeview | 17 | 14 | 2 | 33 | 2 | 4 | 2 | 8 | (25) | (75.76%) | 55 | 14 | (41) | (74.55%) | |
| Russell Valley | 6 | 8 | 7 | 21 | - | 5 | 2 | 7 | (14) | (66.67%) | 38 | 17 | (21) | (55.26%) | |
| Sierra Meadows | 22 | 9 | 3 | 34 | 16 | 45 | 30 | 91 | 57 | 167.65% | 75 | 253 | 178 | 237.33% | |
| Tahoe Basin | 3 | 1 | 2 | 6 | - | 1 | 1 | 2 | (4) | (66.67%) | 9 | 9 | - | 0.00% | |
| Tahoe Donner | 21 | 8 | 4 | 33 | 43 | 38 | 19 | 100 | 67 | 203.03% | 85 | 143 | 58 | 68.24% | |
| Unknown/Other | 6 | 8 | 2 | 16 | 9 | 10 | 1 | 20 | 4 | 25.00% | 37 | 30 | (7) | (18.92%) | |
| Total Comments | 355 | 262 | 114 | 731 | 318 | 205 | 116 | 639 | (92) | (12.59%) | 1,320 | 1,249 | (71) | (5.38%) | - |
| Comment Type | | | | | | | | | | | | | | | |
| Piston | 187 | 139 | 38 | 364 | 108 | 73 | 37 | 218 | (146) | (40.11%) | 582 | 453 | (129) | (22.16%) | |
| Turbine | 62 | 19 | 11 | 92 | 35 | 19 | 16 | 70 | (22) | (23.91%) | 208 | 162 | (46) | (22.12%) | |
| Jet | 100 | 100 | 65 | 265 | 168 | 108 | 61 | 337 | 72 | 27.17% | 472 | 605 | 133 | 28.18% | |
| Helo | 1 | 2 | - | 3 | 6 | 3 | 1 | 10 | 7 | 233.33% | 50 | 21 | (29) | (58.00%) | |
| Unknown | 5 | 2 | - | 7 | 1 | 2 | 1 | 4 | (3) | (42.86%) | 8 | 8 | - | 0.00% | |
| Total Comments | 355 | 262 | 114 | 731 | 318 | 205 | 116 | 639 | (92) | (12.59%) | 1,320 | 1,249 | (71) | (5.38%) | - |
| Operations per Comment | | | | 13.3 | | | | 19.5 | 6.2 | 46.74% | 25.0 | 25.3 | 0.3 | 1.00% | - |



**Truckee Tahoe Airport District
Operations and Community Comment Report
Calendar 2022**



OPERATIONS

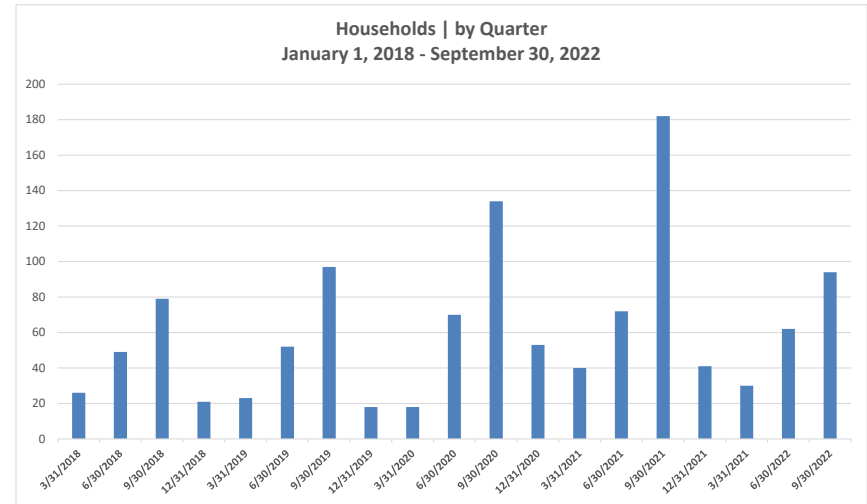
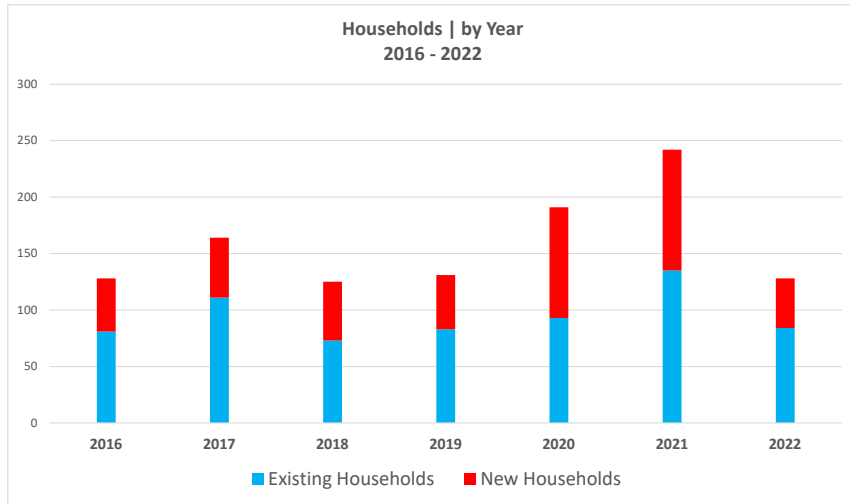
| | 2022 | | | | | | | | | | | | Total | | | | | |
|--------------------------|-------|-------|-------|-------|-------|-------|-------|-------|-------|-------|-------|--------|-------|-----|-----|-----|--------|-------|
| | Jan | Feb | Mar | Q1 | Apr | May | Jun | Q2 | Jul | Aug | Sep | Q3 | | Oct | Nov | Dec | Q4 | |
| Operations Detail | | | | | | | | | | | | | | | | | | |
| Piston Single | 1266 | 1165 | 1080 | 3,511 | 817 | 1,134 | 1,373 | 3,324 | 2,021 | 1,837 | 1,330 | 5,188 | | | | - | 12,023 | |
| Piston Twin | 94 | 71 | 52 | 217 | 65 | 65 | 111 | 241 | 114 | 109 | 60 | 283 | | | | - | 741 | |
| Turbo Prop | 667 | 497 | 561 | 1,725 | 332 | 382 | 638 | 1,352 | 782 | 690 | 541 | 2,013 | | | | - | 5,090 | |
| Jet < 12,499 lbs | 44 | 51 | 29 | 124 | 25 | 42 | 91 | 158 | 74 | 90 | 29 | 193 | | | | - | 475 | |
| Jet 12,500-19,999 lbs | 260 | 168 | 162 | 590 | 108 | 120 | 243 | 471 | 406 | 279 | 159 | 844 | | | | - | 1,905 | |
| Jet 20,000-49,999 lbs | 121 | 180 | 151 | 452 | 71 | 71 | 225 | 367 | 367 | 263 | 155 | 785 | | | | - | 1,604 | |
| Jet > 50,000 lbs | 0 | 26 | 24 | 50 | 6 | 14 | 58 | 78 | 115 | 79 | 46 | 240 | | | | - | 368 | |
| Helicopter | 80 | 54 | 67 | 201 | 36 | 50 | 78 | 164 | 49 | 97 | 34 | 180 | | | | - | 545 | |
| Total Powered Aircraft | 2,532 | 2,212 | 2,126 | 6,870 | 1,460 | 1,878 | 2,817 | 6,155 | 3,928 | 3,444 | 2,354 | 9,726 | - | - | - | - | 22,751 | |
| Gliders | - | - | - | - | - | 154 | 688 | 842 | 704 | 1,330 | 691 | 2,725 | - | - | - | - | - | 3,567 |
| Total Operations | 2,532 | 2,212 | 2,126 | 6,870 | 1,460 | 2,032 | 3,505 | 6,997 | 4,632 | 4,774 | 3,045 | 12,451 | - | - | - | - | 26,318 | |

COMMENTS

| | 2022 | | | | | | | | | | | | Total | | | | |
|-------------------------------|------|-----|-----|-----|-----|-----|-----|-----|-----|-----|-----|-----|-------|-----|-----|-----|-------|
| | Jan | Feb | Mar | Q1 | Apr | May | Jun | Q2 | Jul | Aug | Sep | Q3 | | Oct | Nov | Dec | Q4 |
| Comment Location | | | | | | | | | | | | | | | | | |
| Alder | 4 | 2 | 3 | 9 | 2 | 1 | 12 | 15 | 45 | 22 | 20 | 87 | | | | - | 111 |
| Glenshire | 3 | 3 | 2 | 8 | 2 | 6 | 28 | 36 | 22 | 23 | 13 | 58 | | | | - | 102 |
| Martis Valley Estates | 11 | 12 | 22 | 45 | 9 | 19 | 52 | 80 | 66 | 36 | 24 | 126 | | | | - | 251 |
| Northstar/ Martis | | 1 | | 1 | 1 | 1 | 4 | 6 | 10 | 2 | 2 | 14 | | | | - | 21 |
| Olympic Heights | | 3 | 19 | 22 | 7 | 10 | 28 | 45 | 105 | 19 | 2 | 126 | | | | - | 193 |
| Prosser Lakeview | 1 | | 1 | 2 | | 2 | - | 2 | 2 | 4 | 2 | 8 | | | | - | 12 |
| Russell Valley | 1 | | 1 | 2 | | 2 | - | 2 | - | 5 | 2 | 7 | | | | - | 11 |
| Sierra Meadows | 21 | 16 | 17 | 54 | 7 | 12 | 57 | 76 | 16 | 45 | 30 | 91 | | | | - | 221 |
| Tahoe Basin | 1 | | 2 | 3 | | 1 | 2 | 3 | - | 1 | 1 | 2 | | | | - | 8 |
| Tahoe Donner | 1 | 3 | 4 | 8 | 3 | 14 | 10 | 27 | 43 | 38 | 19 | 100 | | | | - | 135 |
| Unknown/Other | | | 1 | 1 | | | 3 | 3 | 9 | 10 | 1 | 20 | | | | - | 24 |
| Total Comments | 43 | 40 | 72 | 155 | 31 | 68 | 196 | 295 | 318 | 205 | 116 | 639 | - | - | - | - | 1,089 |
| Comment Type | | | | | | | | | | | | | | | | | |
| Piston | 24 | 16 | 24 | 64 | 8 | 20 | 70 | 98 | 108 | 73 | 37 | 218 | | | | - | 380 |
| Turboprop | 1 | 11 | 14 | 26 | 6 | 14 | 35 | 55 | 35 | 19 | 16 | 70 | | | | - | 151 |
| Jet | 18 | 12 | 34 | 64 | 17 | 32 | 82 | 131 | 168 | 108 | 61 | 337 | | | | - | 532 |
| Helo | - | 1 | | 1 | | | 2 | 8 | 6 | 3 | 1 | 10 | | | | - | 19 |
| Unknown | | | | - | | 2 | 1 | 3 | 1 | 2 | 1 | 4 | | | | - | 7 |
| Total Comments | 43 | 40 | 72 | 155 | 31 | 68 | 196 | 295 | 318 | 205 | 116 | 639 | - | - | - | - | 1,089 |
| Operations per Comment | | | | 44 | | | | 24 | | | | 19 | | | | | 24 |



Truckee Tahoe Airport District Households Summary 2016-2022





Truckee Tahoe Airport District Operations and Community Comment Report 2018-2022



| | 2018 | | | | | 2019 | | | | | 2020 | | | | | 2021 | | | | | 2022 | | | | | Total |
|--------------------------|-------|-------|--------|-------|--------|-------|-------|--------|-------|--------|-------|-------|--------|-------|--------|-------|-------|-------|-------|--------|-------|-------|--------|----|--------|---------|
| | Q1 | Q2 | Q3 | Q4 | Total | Q1 | Q2 | Q3 | Q4 | Total | Q1 | Q2 | Q3 | Q4 | Total | Q1 | Q2 | Q3 | Q4 | Total | Q1 | Q2 | Q3 | Q4 | Total | |
| Operations Detail | | | | | | | | | | | | | | | | | | | | | | | | | | |
| Piston Single | 2,660 | 3,727 | 6,125 | 3,425 | 15,937 | 2,327 | 3,906 | 7,000 | 3,542 | 16,775 | 2,646 | 3,952 | 6,183 | 4,221 | 17,002 | 3,435 | 5,331 | 4,030 | 3,154 | 15,950 | 3,511 | 3,324 | 5,188 | - | 12,023 | 77,687 |
| Piston Twin | 242 | 323 | 464 | 147 | 1,176 | 269 | 236 | 528 | 236 | 1,269 | 236 | 184 | 433 | 299 | 1,152 | 240 | 319 | 333 | 177 | 1,069 | 217 | 241 | 283 | - | 741 | 5,407 |
| Turbo Prop | 1,809 | 1,381 | 2,496 | 1,154 | 6,840 | 1,497 | 1,222 | 2,619 | 1,008 | 6,346 | 1,393 | 924 | 1,917 | 1,184 | 5,418 | 1,336 | 1,442 | 1,728 | 1,020 | 5,526 | 1,725 | 1,352 | 2,013 | - | 5,090 | 29,220 |
| Jet < 12,499 lbs | 165 | 181 | 391 | 159 | 896 | 185 | 190 | 477 | 146 | 998 | 190 | 156 | 343 | 140 | 829 | 188 | 203 | 281 | 122 | 794 | 124 | 158 | 193 | - | 475 | 3,992 |
| Jet 12,500-19,999 lbs | 349 | 371 | 743 | 288 | 1,751 | 278 | 323 | 763 | 294 | 1,658 | 378 | 305 | 778 | 422 | 1,883 | 555 | 573 | 685 | 327 | 2,140 | 590 | 471 | 844 | - | 1,905 | 9,337 |
| Jet 20,000-49,999 lbs | 331 | 302 | 691 | 282 | 1,606 | 165 | 293 | 809 | 237 | 1,504 | 363 | 402 | 803 | 371 | 1,939 | 496 | 486 | 870 | 210 | 2,062 | 452 | 367 | 785 | - | 1,604 | 8,715 |
| Jet > 50,000 lbs | 55 | 38 | 149 | 54 | 296 | 30 | 52 | 158 | 30 | 270 | 64 | 56 | 224 | 80 | 424 | 80 | 30 | 37 | 32 | 179 | 50 | 78 | 240 | - | 368 | 1,537 |
| Helicopter | 181 | 183 | 420 | 229 | 1,013 | 180 | 290 | 369 | 146 | 985 | 164 | 159 | 270 | 225 | 818 | 192 | 304 | 384 | 200 | 1,080 | 201 | 164 | 180 | - | 545 | 4,441 |
| Total Powered Aircraft | 5,792 | 6,506 | 11,479 | 5,738 | 29,515 | 4,931 | 6,512 | 12,723 | 5,639 | 29,805 | 5,434 | 6,138 | 10,951 | 6,942 | 29,465 | 6,522 | 8,688 | 8,348 | 5,242 | 28,800 | 6,870 | 6,155 | 9,726 | - | 22,751 | 140,336 |
| Gliders | - | 1,172 | 4,160 | - | 5,332 | - | 1,206 | 5,368 | - | 6,574 | - | 784 | 3,192 | - | 3,976 | - | 1,164 | 1,359 | - | 2,523 | - | 842 | 2,725 | - | 3,567 | 21,972 |
| Total Operations | 5,792 | 7,678 | 15,639 | 5,738 | 34,847 | 4,931 | 7,718 | 18,091 | 5,639 | 36,379 | 5,434 | 6,922 | 14,143 | 6,942 | 33,441 | 6,522 | 9,852 | 9,707 | 5,242 | 31,323 | 6,870 | 6,997 | 12,451 | - | 26,318 | 162,308 |

| | 2018 | | | | | 2019 | | | | | 2020 | | | | | 2021 | | | | | 2022 | | | | | Total |
|-------------------------------|------|-----|-----|----|-------|------|-----|-----|-----|-------|------|-----|-----|-----|-------|------|-----|-----|-----|-------|------|-----|-----|----|-------|-------|
| | Q1 | Q2 | Q3 | Q4 | Total | Q1 | Q2 | Q3 | Q4 | Total | Q1 | Q2 | Q3 | Q4 | Total | Q1 | Q2 | Q3 | Q4 | Total | Q1 | Q2 | Q3 | Q4 | Total | |
| Comment Location | | | | | | | | | | | | | | | | | | | | | | | | | | |
| Alder | 2 | 19 | 32 | - | 53 | - | 7 | 38 | - | 45 | - | 3 | 58 | 8 | 69 | 3 | 18 | 62 | 9 | 92 | 9 | 15 | 87 | - | 111 | 370 |
| Glenshire | 9 | 23 | 30 | 9 | 71 | 4 | 14 | 61 | - | 79 | 3 | 44 | 56 | 9 | 112 | 34 | 32 | 154 | 10 | 230 | 8 | 36 | 58 | - | 102 | 594 |
| Martis Valley Estates | 1 | 13 | 41 | 7 | 62 | 5 | 27 | 37 | 1 | 70 | 8 | 7 | 19 | 26 | 60 | 7 | 32 | 142 | 50 | 231 | 45 | 80 | 126 | - | 251 | 674 |
| Northstar/ Martis | 3 | 11 | 19 | 2 | 35 | 2 | 5 | 4 | 2 | 13 | 1 | 14 | 47 | 5 | 67 | 6 | 13 | 23 | 2 | 44 | 1 | 6 | 14 | - | 21 | 180 |
| Olympic Heights | 31 | 77 | 137 | 34 | 279 | 45 | 47 | 185 | 37 | 314 | 15 | 44 | 80 | 80 | 219 | 73 | 87 | 207 | 34 | 401 | 22 | 45 | 126 | - | 193 | 1,406 |
| Prosser Lakeview | 16 | 23 | 4 | 9 | 52 | 4 | 12 | 49 | - | 65 | - | 4 | 18 | 1 | 23 | - | 21 | 33 | 2 | 56 | 2 | 2 | 8 | - | 12 | 208 |
| Russell Valley | - | 7 | 3 | 5 | 15 | 1 | - | 4 | 2 | 7 | - | 10 | 35 | 2 | 47 | 7 | 8 | 21 | 6 | 42 | 2 | 2 | 7 | - | 11 | 122 |
| Sierra Meadows | 5 | 4 | 17 | 5 | 31 | 9 | 6 | 20 | 4 | 39 | 2 | 9 | 19 | 14 | 44 | 7 | 20 | 34 | 32 | 93 | 54 | 76 | 91 | - | 221 | 428 |
| Tahoe Basin | 1 | 2 | 2 | 1 | 6 | - | 3 | 1 | - | 4 | - | 2 | 2 | 3 | 7 | - | - | 6 | 1 | 7 | 3 | 3 | 2 | - | 8 | 32 |
| Tahoe Donner | 8 | 21 | 46 | - | 75 | 1 | 45 | 67 | 6 | 119 | 3 | 91 | 88 | 11 | 193 | 14 | 27 | 33 | 8 | 82 | 8 | 27 | 100 | - | 135 | 604 |
| Unknown/Other | 3 | 1 | 6 | 1 | 11 | - | 3 | 9 | 4 | 16 | 4 | 1 | 7 | 1 | 13 | 1 | 19 | 16 | 6 | 42 | 1 | 3 | 20 | - | 24 | 106 |
| Total Comments | 79 | 201 | 337 | 73 | 690 | 71 | 169 | 475 | 56 | 771 | 36 | 229 | 429 | 160 | 854 | 152 | 277 | 731 | 160 | 1,320 | 155 | 295 | 639 | - | 1,089 | 4,724 |
| Comment Type | | | | | | | | | | | | | | | | | | | | | | | | | | |
| Piston | 29 | 85 | 131 | 48 | 293 | 48 | 88 | 240 | 48 | 424 | 15 | 122 | 163 | 77 | 377 | 3 | 138 | 364 | 73 | 578 | 64 | 98 | 218 | - | 380 | 2,052 |
| Turbine | 18 | 44 | 79 | 15 | 156 | 14 | 24 | 80 | 3 | 121 | 9 | 21 | 43 | 20 | 93 | 43 | 53 | 92 | 11 | 199 | 26 | 55 | 70 | - | 151 | 720 |
| Jet | 22 | 63 | 109 | 10 | 204 | 7 | 57 | 134 | 5 | 203 | 9 | 83 | 208 | 60 | 360 | 67 | 80 | 265 | 73 | 485 | 64 | 131 | 337 | - | 532 | 1,784 |
| Helo | 8 | 6 | 9 | - | 23 | 1 | - | 16 | - | 17 | 3 | 3 | 12 | 3 | 21 | 38 | 6 | 3 | 2 | 49 | 1 | 8 | 10 | - | 19 | 129 |
| Unknown | 2 | 3 | 9 | - | 14 | 1 | - | 5 | - | 6 | - | - | 3 | - | 3 | 1 | - | 7 | 1 | 9 | - | 3 | 4 | - | 7 | 39 |
| Total Comments | 79 | 201 | 337 | 73 | 690 | 71 | 169 | 475 | 56 | 771 | 36 | 229 | 429 | 160 | 854 | 152 | 277 | 731 | 160 | 1,320 | 155 | 295 | 639 | - | 1,089 | 4,724 |
| Operations per Comment | 73 | 38 | 46 | 79 | 51 | 69 | 46 | 38 | 101 | 47 | 151 | 30 | 33 | 43 | 39 | 43 | 36 | 13 | 33 | 24 | 44 | 33 | 15 | - | 24 | 34 |