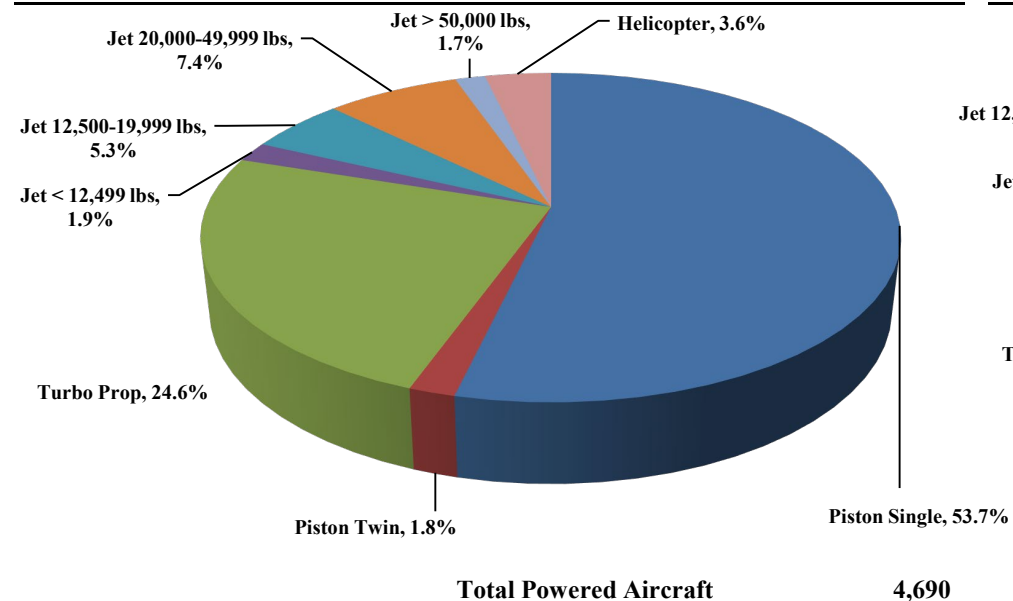




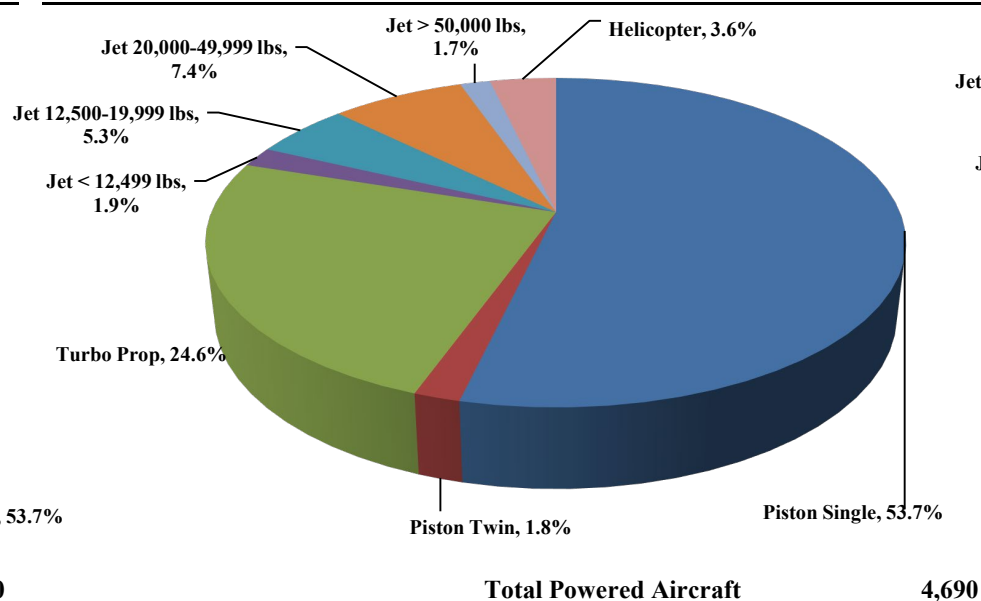
TRUCKEE TAHOE AIRPORT DISTRICT Operations and Community Comment Report As of 3/31/2024



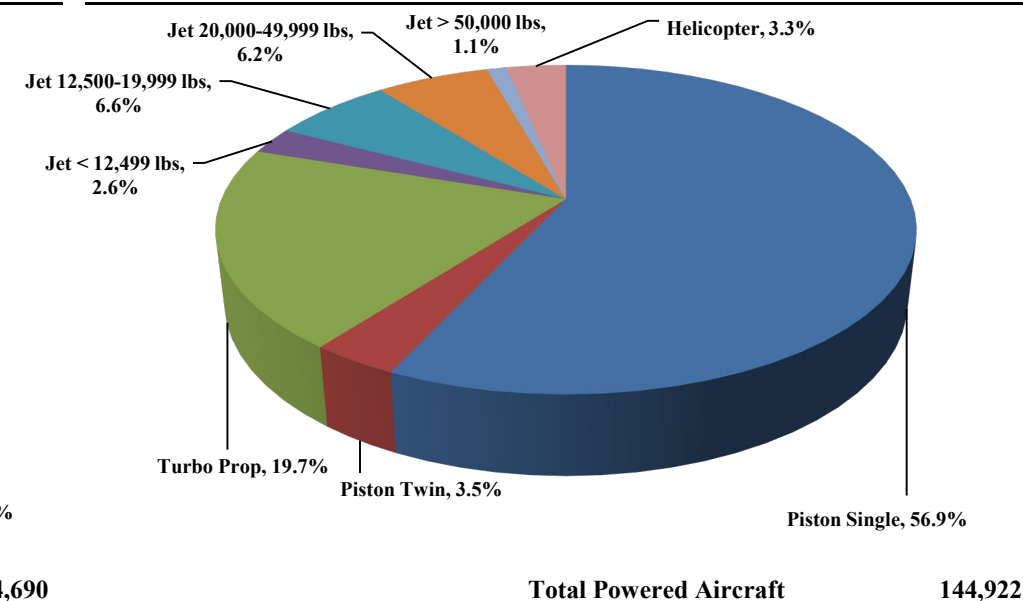
Current Quarter | Operations
January 1, 2024 -March 31, 2024



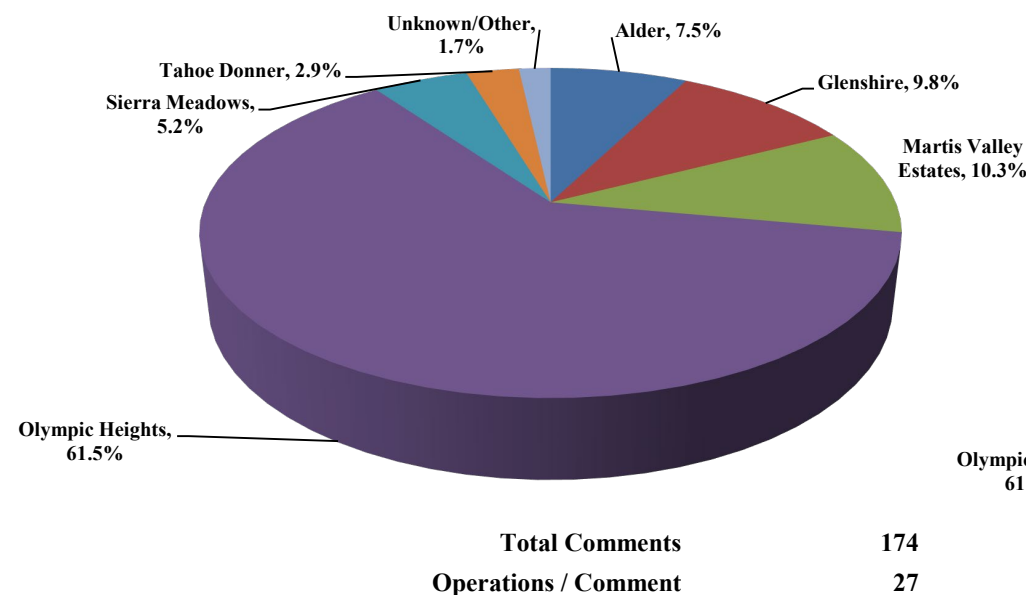
Year-to-Date | Operations
January 1, 2024 - March 31, 2024



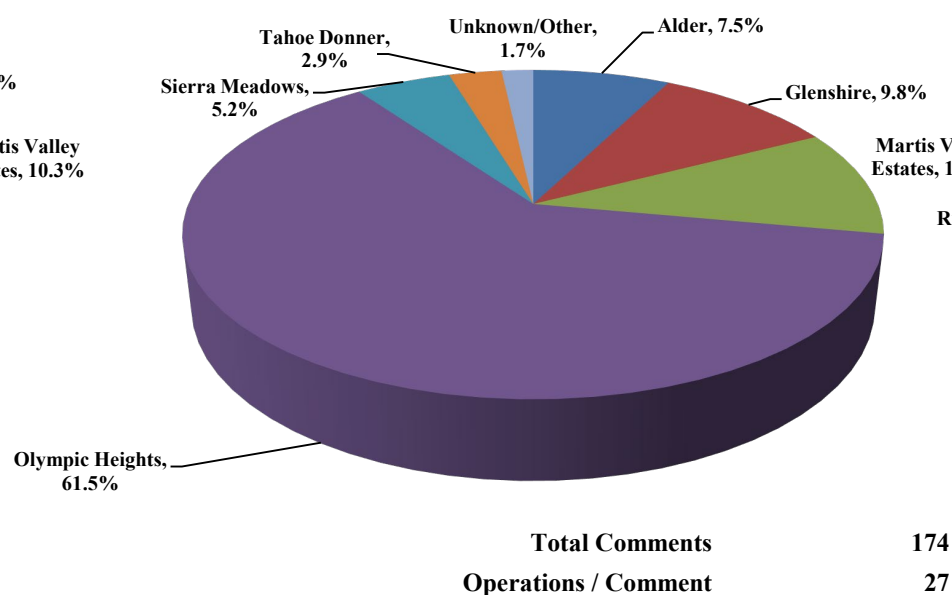
Historic | Operations
January 1, 2019 - December 31, 2023



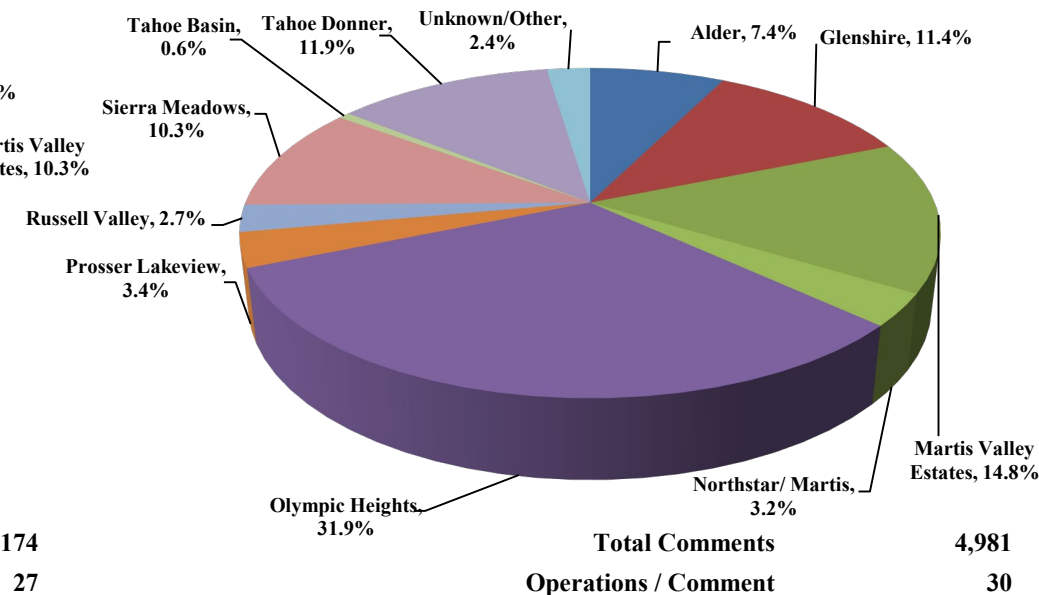
Current Quarter | Comments
January 1, 2024 -March 31, 2024



Year-to-Date | Comments
January 1, 2024 - March 31, 2024



Historic | Comments
January 1, 2019 - December 31, 2023



Notes

Operations graphs above use Total Powered Aircraft. Glider operations are not included.

2023 -Runway 2/20 closed for reconstruction June 25 - November 16

2018 - Launched Community Hotline & Plane Noise with Smart Receipt

2017 - Residential Zones changed to match minimum of 1% of total comments

2015 – Jet > 50,000 lbs category added in Q1

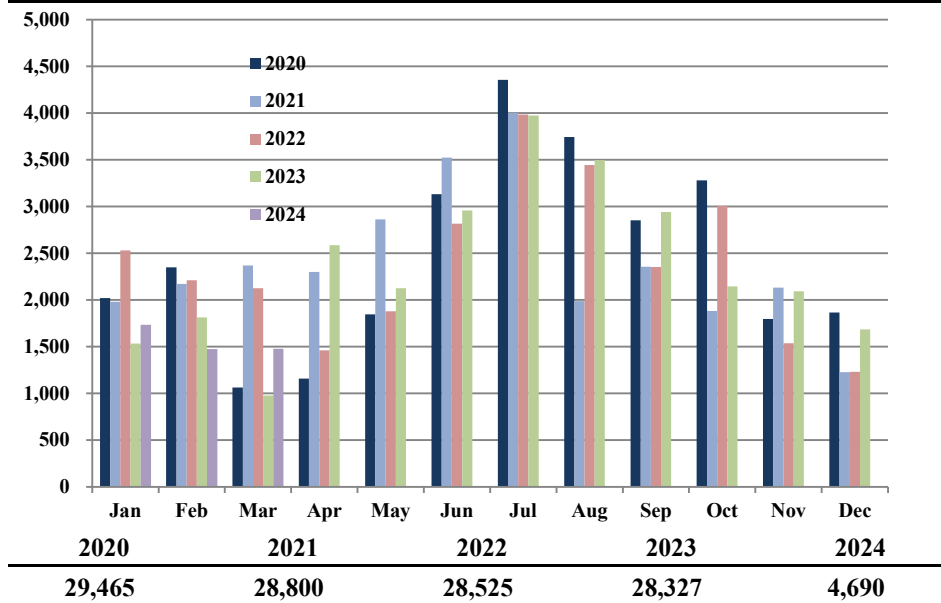
2014 – TTAD launched 'Report Noise' link in website



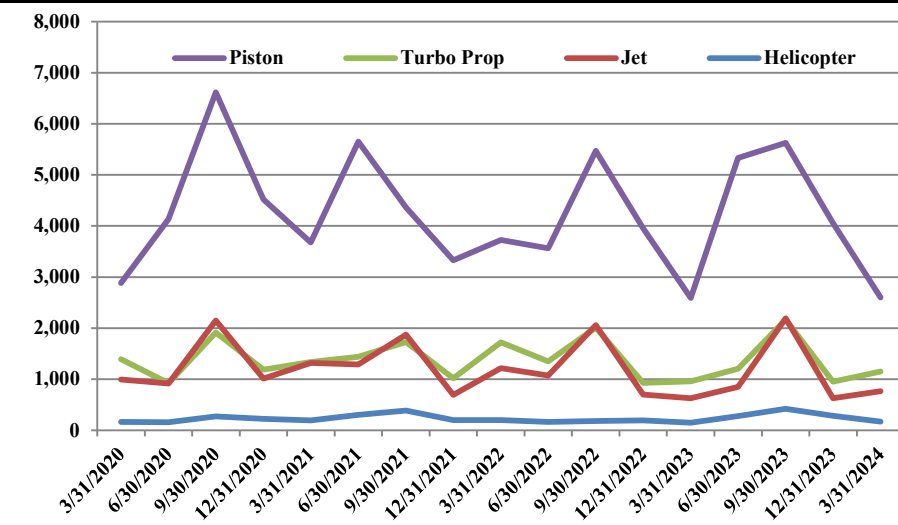
TRUCKEE TAHOE AIRPORT DISTRICT Operations and Community Comment Report As of 3/31/2024



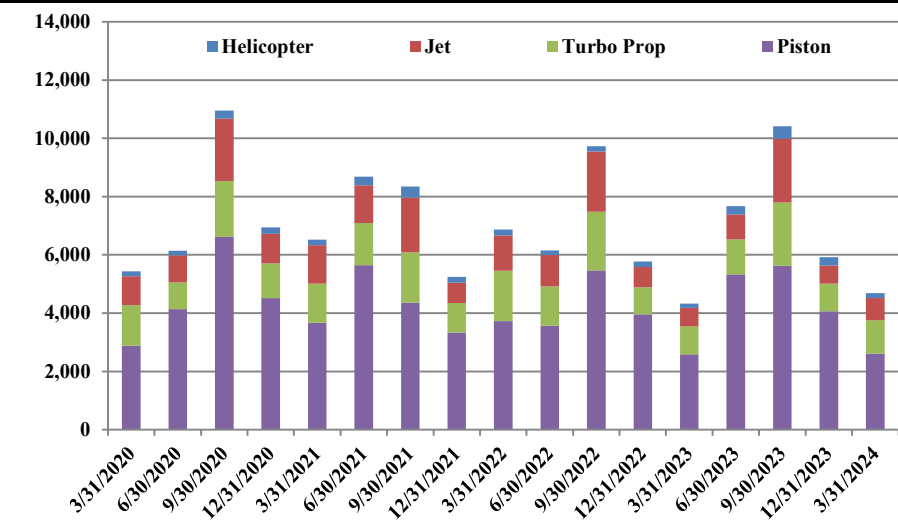
Operations | by Month by Year
2020 -2024



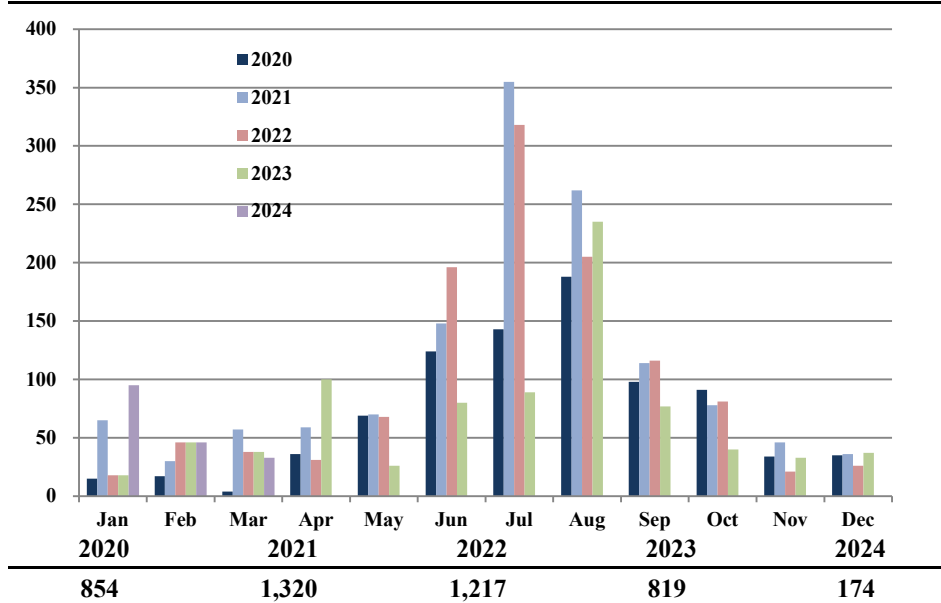
Operations | by Type by Quarter
2020 -2024



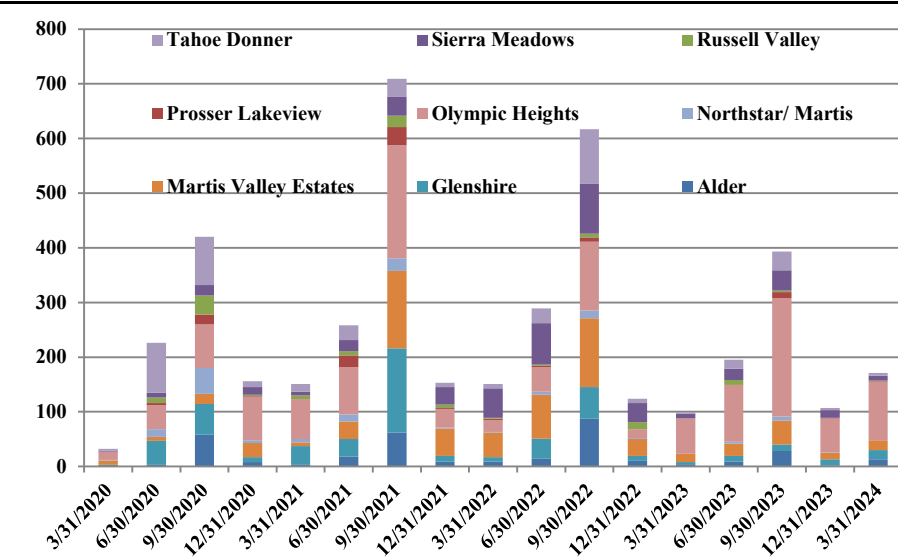
Operations | Mix by Type by Quarter
2020 -2024



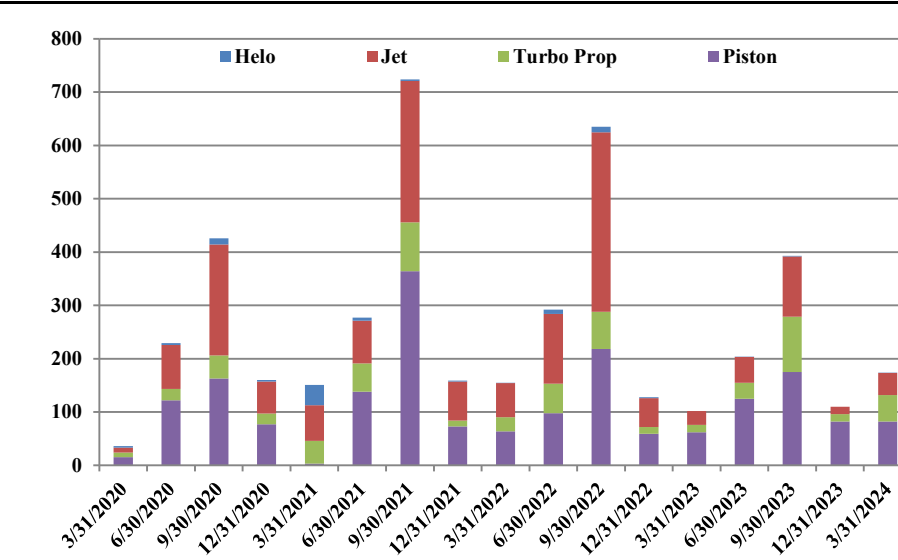
Comments | by Month by Year
2020 -2024



Comments | by Locale by Quarter
2020 -2024



Comments | by Type by Quarter
2020 -2024



Notes

Operations graphs above use Total Powered Aircraft. Glider operations are not included.

2023 -Runway 2/20 closed for reconstruction June 25 - November 16

2018 - Launched Community Hotline & Plane Noise with Smart Receipt

2017 - Residential Zones changed to match minimum of 1% of total comments

2015 – Jet > 50,000 lbs category added in Q1

2014 – TTAD launched 'Report Noise' link in website



**Truckee Tahoe Airport District
Operations and Community Comment Report
Calendar 2024**



OPERATIONS

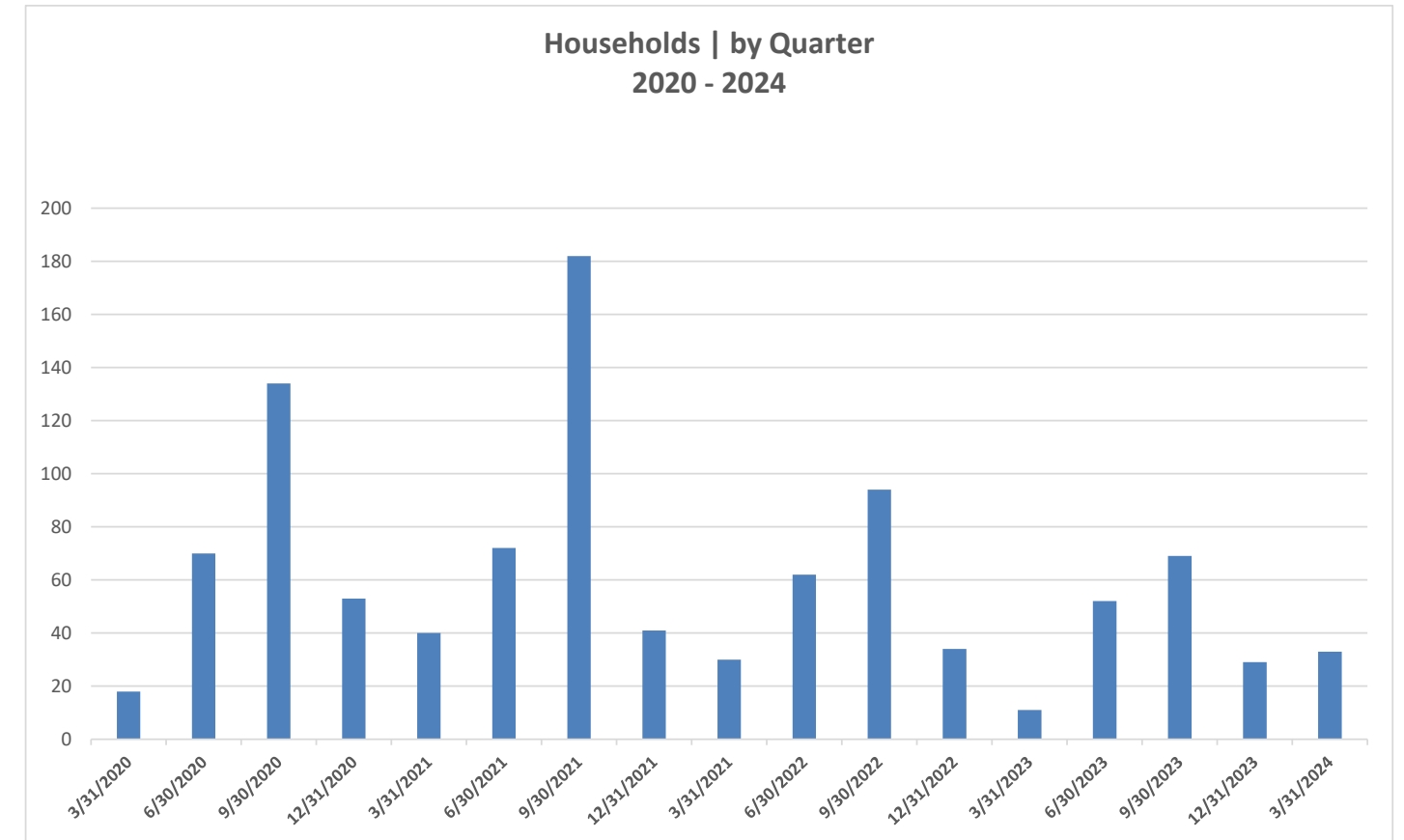
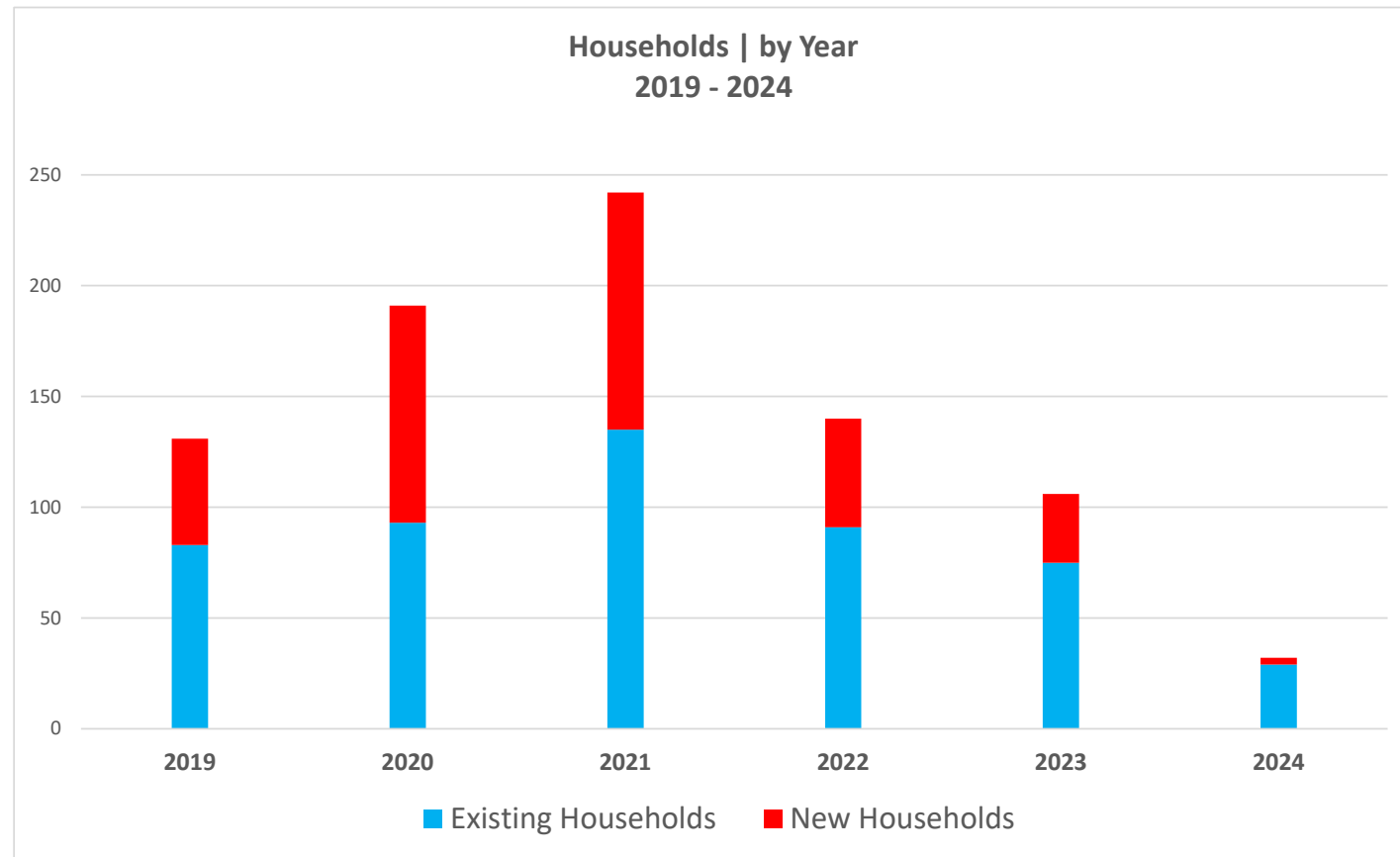
	2024												Total				
	Jan	Feb	Mar	Q1	Apr	May	Jun	Q2	Jul	Aug	Sep	Q3		Oct	Nov	Dec	Q4
Operations Detail																	
Piston Single	1005	829	684	2,518				-				-				-	2,518
Piston Twin	19	31	35	85				-				-				-	85
Turbo Prop	426	349	377	1,152				-				-				-	1,152
Jet < 12,499 lbs	27	27	37	91				-				-				-	91
Jet 12,500-19,999 lbs	74	82	94	250				-				-				-	250
Jet 20,000-49,999 lbs	98	104	143	345				-				-				-	345
Jet > 50,000 lbs	24	20	34	78				-				-				-	78
Helicopter	63	34	74	171				-				-				-	171
Total Powered Aircraft	1,736	1,476	1,478	4,690	-	-	-	-	-	-	-	-	-	-	-	-	4,690
Gliders	-	-	-	-	-	-	-	-	-	-	-	-	-	-	-	-	-
Total Operations	1,736	1,476	1,478	4,690	-	-	-	-	-	-	-	-	-	-	-	-	4,690

COMMENTS

	2024												Total				
	Jan	Feb	Mar	Q1	Apr	May	Jun	Q2	Jul	Aug	Sep	Q3		Oct	Nov	Dec	Q4
Comment Location																	
Alder	4	5	4	13				-				-				-	13
Glenshire	13	1	3	17				-				-				-	17
Martis Valley Estates	2	12	4	18				-				-				-	18
Northstar/ Martis		-		-				-				-				-	-
Olympic Heights	70	21	16	107				-				-				-	107
Prosser Lakeview			1	1				-				-				-	1
Russell Valley	1			1				-				-				-	1
Sierra Meadows	3	3	3	9				-				-				-	9
Tahoe Basin				-				-				-				-	-
Tahoe Donner	2	2	1	5				-				-				-	5
Unknown/Other		2	1	3				-				-				-	3
Total Comments	95	46	33	174	-	-	-	-	-	-	-	-	-	-	-	-	174
Comment Type																	
Piston	42	22	18	82				-				-				-	82
Turboprop	41	4	5	50				-				-				-	50
Jet	11	20	10	41				-				-				-	41
Helo	1	-	-	1				-				-				-	1
Unknown	-	-	-	-				-				-				-	-
Total Comments	95	46	33	174	-	-	-	-	-	-	-	-	-	-	-	-	174
Operations per Comment				27				-				-				-	27



Truckee Tahoe Airport District Households Summary 2019-2024





Truckee Tahoe Airport District Operations and Community Comment Report 2020-2024



OPERATIONS

	2020					2021					2022					2023					2024					Total
	Q1	Q2	Q3	Q4	Total	Q1	Q2	Q3	Q4	Total	Q1	Q2	Q3	Q4	Total	Q1	Q2	Q3	Q4	Total	Q1	Q2	Q3	Q4	Total	
Operations Detail																										
Piston Single	2,646	3,952	6,183	4,221	17,002	3,435	5,331	4,030	3,154	15,950	3,511	3,324	5,188	3,796	15,819	2,456	5,142	5,417	3,972	16,987	2,518	-	-	-	2,518	68,276
Piston Twin	236	184	433	299	1,152	240	319	333	177	1,069	217	241	283	158	899	135	187	212	86	620	85	-	-	-	85	3,825
Turbo Prop	1,393	924	1,917	1,184	5,418	1,336	1,442	1,728	1,020	5,526	1,725	1,352	2,013	927	6,017	958	1,207	2,168	953	5,286	1,152	-	-	-	1,152	23,399
Jet < 12,499 lbs	190	156	343	140	829	188	203	281	122	794	124	158	193	116	591	108	151	244	102	605	91	-	-	-	91	2,910
Jet 12,500-19,999 lbs	378	305	778	422	1,883	555	573	685	327	2,140	590	471	844	263	2,168	266	336	903	228	1,733	250	-	-	-	250	8,174
Jet 20,000-49,999 lbs	363	402	803	371	1,939	496	486	870	210	2,062	452	367	785	274	1,878	210	328	862	252	1,652	345	-	-	-	345	7,876
Jet > 50,000 lbs	64	56	224	80	424	80	30	37	32	179	50	78	240	44	412	44	36	184	46	310	78	-	-	-	78	1,403
Helicopter	164	159	270	225	818	192	304	384	200	1,080	201	164	180	196	741	149	281	421	283	1,134	171	-	-	-	171	3,944
Total Powered Aircraft	5,434	6,138	10,951	6,942	29,465	6,522	8,688	8,348	5,242	28,800	6,870	6,155	9,726	5,774	28,525	4,326	7,668	10,411	5,922	28,327	4,690	-	-	-	4,690	119,807
Gliders	-	784	3,192	-	3,976	-	1,164	1,359	-	2,523	-	842	2,725	44	3,611	-	702	1,111	-	1,813	-	-	-	-	-	11,923
Total Operations	5,434	6,922	14,143	6,942	33,441	6,522	9,852	9,707	5,242	31,323	6,870	6,997	12,451	5,818	32,136	4,326	8,370	11,522	5,922	30,140	4,690	-	-	-	4,690	131,730

COMMENTS

	2020					2021					2022					2023					2024					Total
	Q1	Q2	Q3	Q4	Total	Q1	Q2	Q3	Q4	Total	Q1	Q2	Q3	Q4	Total	Q1	Q2	Q3	Q4	Total	Q1	Q2	Q3	Q4	Total	
Comment Location																										
Alder	-	3	58	8	69	3	18	62	9	92	9	15	87	10	121	4	9	28	2	43	13	-	-	-	13	338
Glenshire	3	44	56	9	112	34	32	154	10	230	8	36	58	9	111	4	10	12	11	37	17	-	-	-	17	507
Martis Valley Estates	8	7	19	26	60	7	32	142	50	231	45	80	126	31	282	15	23	44	12	94	18	-	-	-	18	685
Northstar/ Martis	1	14	47	5	67	6	13	23	2	44	1	6	14	2	23	-	3	7	1	11	-	-	-	-	-	145
Olympic Heights	15	44	80	80	219	73	87	207	34	401	22	45	126	16	209	65	104	217	62	448	107	-	-	-	107	1,384
Prosser Lakeview	-	4	18	1	23	-	21	33	2	56	2	2	8	-	12	-	-	11	1	12	1	-	-	-	1	104
Russell Valley	-	10	35	2	47	7	8	21	6	42	2	2	7	13	24	-	9	3	-	12	1	-	-	-	1	126
Sierra Meadows	2	9	19	14	44	7	20	34	32	93	54	76	91	35	256	8	21	37	14	80	9	-	-	-	9	482
Tahoe Basin	-	2	2	3	7	-	-	6	1	7	3	3	2	-	8	-	1	4	-	5	-	-	-	-	-	27
Tahoe Donner	3	91	88	11	193	14	27	33	8	82	8	27	100	8	143	3	16	34	4	57	5	-	-	-	5	480
Unknown/Other	4	1	7	1	13	1	19	16	6	42	1	3	20	4	28	3	10	4	3	20	3	-	-	-	3	106
Total Comments	36	229	429	160	854	152	277	731	160	854	155	295	639	128	1,217	102	206	401	110	819	174	-	-	-	174	4,384
Comment Type																										
Piston	15	122	163	77	377	3	138	364	73	578	64	98	218	59	439	62	125	175	82	444	82	-	-	-	82	1,920
Turbine	9	21	43	20	93	43	53	92	11	199	26	55	70	13	164	14	30	104	14	162	50	-	-	-	50	668
Jet	9	83	208	60	360	67	80	265	73	485	64	131	337	54	586	26	48	113	14	201	41	-	-	-	41	1,673
Helo	3	3	12	3	21	38	6	3	2	49	1	8	10	2	21	-	1	1	-	2	1	-	-	-	1	94
Unknown	-	-	3	-	3	1	-	7	1	9	-	3	4	-	7	-	2	8	-	10	-	-	-	-	-	29
Total Comments	36	229	429	160	854	152	277	731	160	1,320	155	295	639	128	1,217	102	206	401	110	819	174	-	-	-	174	4,384
Operations per Comment	151	30	33	43	39	43	36	13	33	24	44	24	19	45	26	42	41	29	54	37	27	-	-	-	27	30