



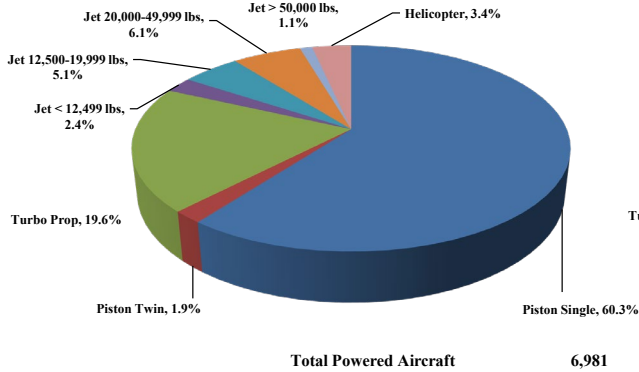
# TRUCKEE TAHOE AIRPORT DISTRICT

## Operations and Community Comment Report

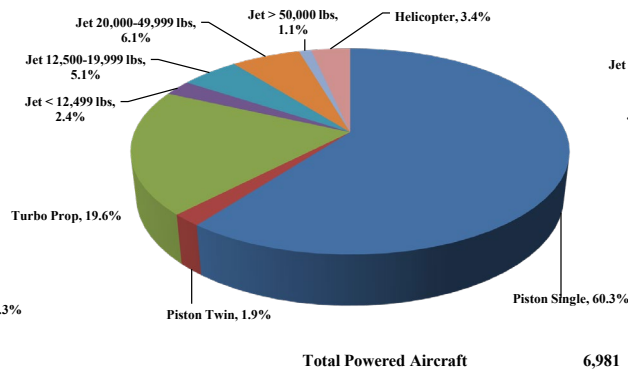
### As of 3/31/2026



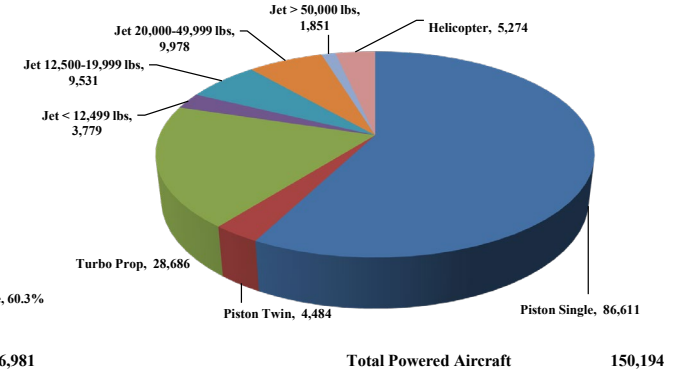
**Current Quarter | Operations**  
January 1, 2026 - March 31, 2026



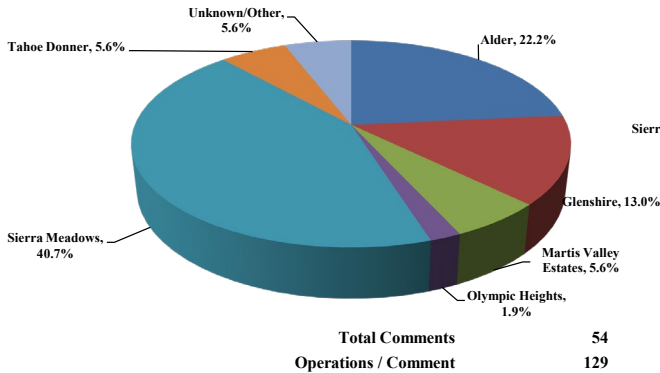
**Year-to-Date | Operations**  
January 1, 2026 - March 31, 2026



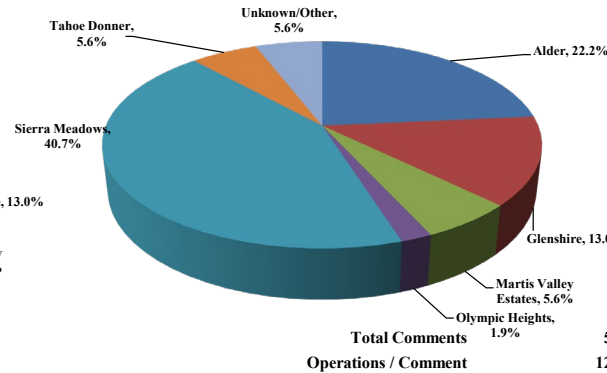
**Historic | Operations**  
January 1, 2020 - December 31, 2025



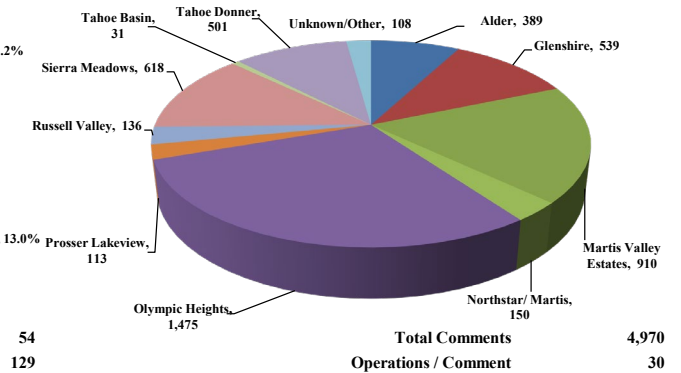
**Current Quarter | Comments**  
January 1, 2026 - March 31, 2026



**Year-to-Date | Comments**  
January 1, 2026 - March 31, 2026



**Historic | Comments**  
January 1, 2020 - December 31, 2025



**Notes**

Operations graphs above use Total Powered Aircraft. Glider operations are not included.

**2023** -Runway 2/20 closed for reconstruction June 25 - November 16

**2018** - Launched Community Hotline & Plane Noise with Smart Receipt

**2017** - Residential Zones changed to match minimum of 1% of total comments

**2015** - Jet > 50,000 lbs category added in Q1

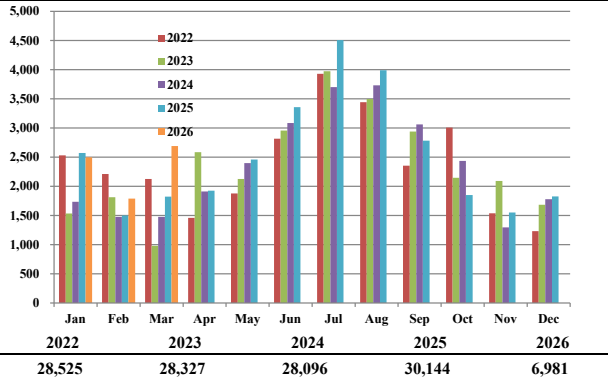
**2014** - TTAD launched 'Report Noise' link in website



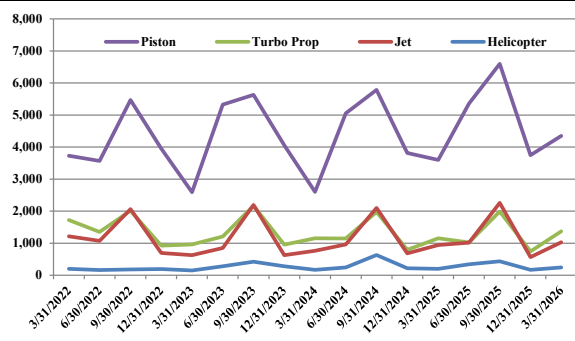
# TRUCKEE TAHOE AIRPORT DISTRICT Operations and Community Comment Report As of 3/31/2026



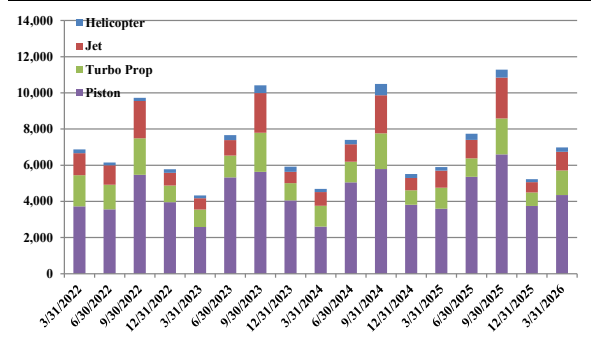
**Operations | by Month by Year  
2022 -2026**



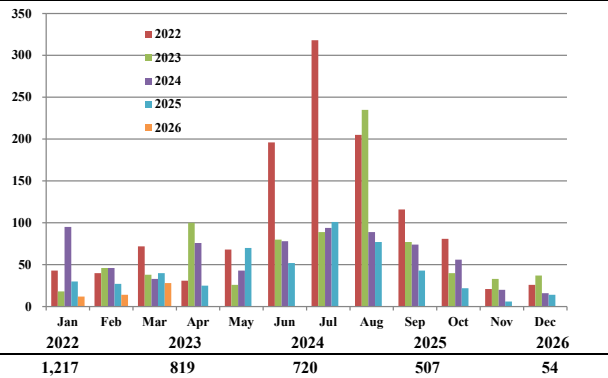
**Operations | by Type by Quarter  
2022 -2026**



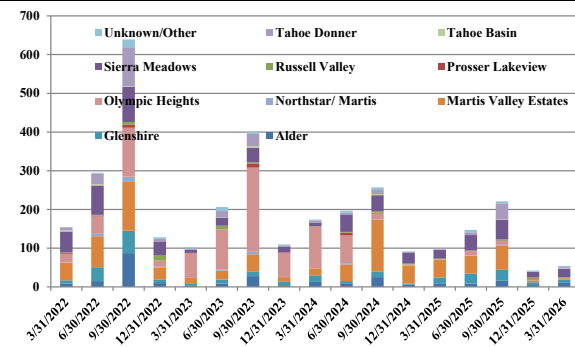
**Operations | Mix by Type by Quarter  
2022 -2026**



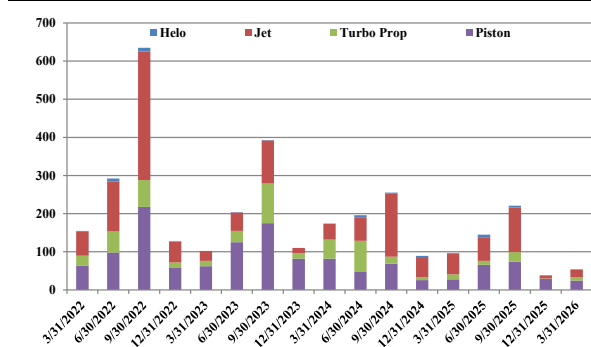
**Comments | by Month by Year  
2022 -2026**



**Comments | by Locale by Quarter  
2022 -2026**



**Comments | by Type by Quarter  
2022 -2026**



**Notes**

Operations graphs above use Total Powered Aircraft. Glider operations are not included.

**2023** -Runway 2/20 closed for reconstruction June 25 - November 16

**2018** - Launched Community Hotline & Plane Noise with Smart Receipt

**2017** - Residential Zones changed to match minimum of 1% of total comments

**2015** – Jet > 50,000 lbs category added in Q1

**2014** – TTAD launched 'Report Noise' link in website



### Truckee Tahoe Airport District Operations and Community Comment Report As of 3/31/2026



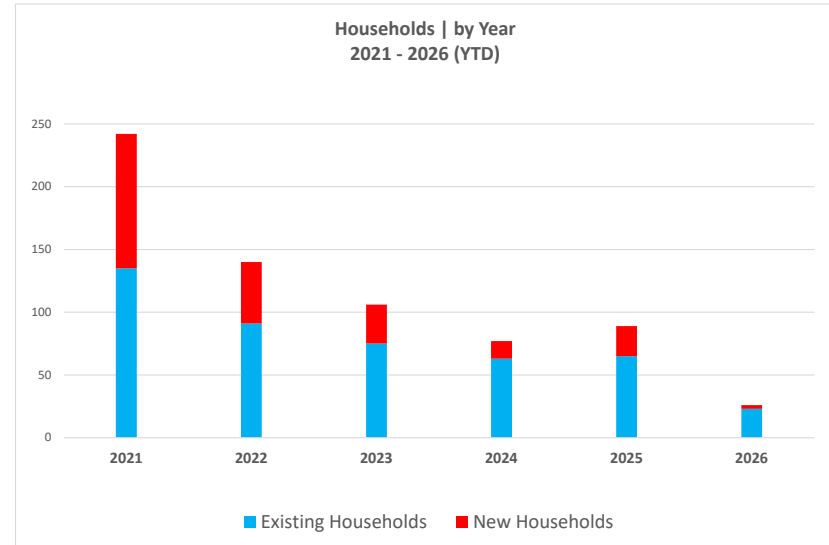
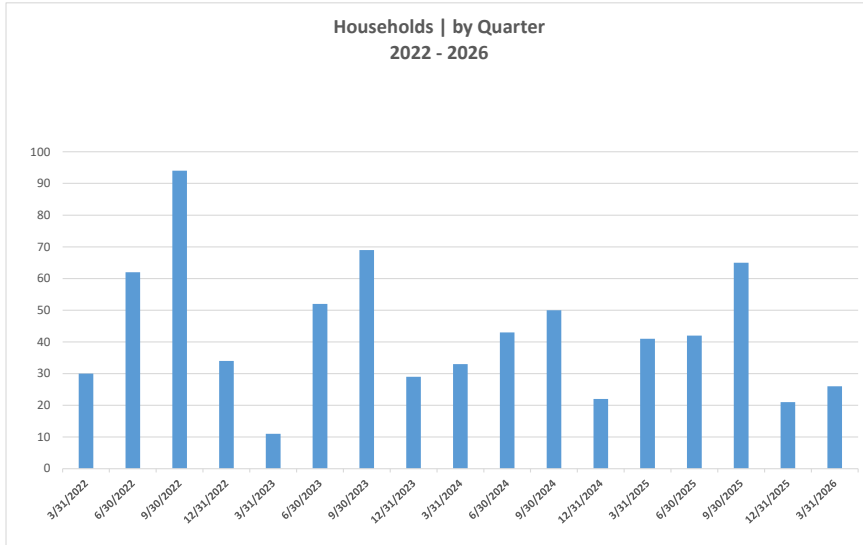
OPERATIONS															
	2025				2026				difference		%		Year over Year		Notes
	Jan	Feb	Mar	Q1	Jan	Feb	Mar	Q1			4/1/24-3/31/25	4/1/25-3/31/26	difference	%	
<b>Operations Detail</b>															
Piston Single	1,669	752	1,100	3,521	1,523	970	1,720	4,213	692	19.65%	17,643	19,284	1,641	9.30%	
Piston Twin	23	20	32	75	53	24	56	133	58	77.33%	601	765	164	27.29%	
Turbo Prop	440	338	378	1,156	530	399	439	1,368	212	18.34%	5,075	5,126	51	1.00%	
Jet < 12,499 lbs	72	80	58	210	55	44	71	170	(40)	(19.05%)	909	936	27	2.97%	
Jet 12,500-19,999 lbs	117	125	72	314	120	99	139	358	44	14.01%	1,313	1,575	262	19.95%	
Jet 20,000-49,999 lbs	164	106	102	372	133	137	153	423	51	13.71%	2,051	1,969	(82)	(4.00%)	
Jet > 50,000 lbs	14	25	10	49	42	14	20	76	27	55.10%	421	387	(34)	(8.08%)	
Helicopter	74	54	70	198	42	104	94	240	42	21.21%	1,288	1,188	(100)	(7.76%)	
Total Powered Aircraft	2,573	1,500	1,822	5,895	2,498	1,791	2,692	6,981	1,086	18.42%	29,301	31,230	1,929	6.58%	
Gliders	-	-	-	-	-	-	-	-	-	0.00%	2,440	2,789	349	14.30%	
<b>Total Operations</b>	<b>2,573</b>	<b>1,500</b>	<b>1,822</b>	<b>5,895</b>	<b>2,498</b>	<b>1,791</b>	<b>2,692</b>	<b>6,981</b>	<b>1,086</b>	<b>18.42%</b>	<b>31,741</b>	<b>34,019</b>	<b>2,278</b>	<b>7.18%</b>	

COMMENTS															
	2025				2026				difference		%		Year over Year		Notes
	Jan	Feb	Mar	Q1	Jan	Feb	Mar	Q1			4/1/24-3/31/25	4/1/25-3/31/26	difference	%	
<b>Comment Location</b>															
Alder	3	2	3	8	5	2	5	12	4	50.00%	47	42	(5)	(10.64%)	
Glenshire	-	4	12	16	-	5	2	7	(9)	(56.25%)	41	67	26	63.41%	
Martis Valley Estates	23	12	11	46	1	2	-	3	(43)	(93.48%)	268	116	(152)	(56.72%)	
Northstar Martis	-	1	-	1	-	-	-	-	(1)	(100.00%)	6	5	(1)	(16.67%)	
Olympic Heights	1	-	-	1	-	-	1	1	-	0.00%	91	21	(70)	(76.92%)	
Prosser Lakeview	-	-	-	-	-	-	-	-	-	0.00%	9	5	(4)	(44.44%)	
Russell Valley	-	-	1	1	-	2	-	2	1	100.00%	9	11	2	22.22%	
Sierra Meadows	3	7	13	23	4	3	15	22	(1)	(4.35%)	137	126	(11)	(8.03%)	
Tahoe Basin	-	-	-	-	-	-	1	1	1	100.00%	3	2	(1)	(33.33%)	
Tahoe Donner	-	1	-	1	1	-	2	3	2	200.00%	19	52	33	173.68%	
Unknown/Other	-	-	-	-	-	-	2	2	3	100.00%	13	17	4	30.77%	
<b>Total Comments</b>	<b>30</b>	<b>27</b>	<b>40</b>	<b>97</b>	<b>12</b>	<b>14</b>	<b>28</b>	<b>54</b>	<b>(43)</b>	<b>(44.33%)</b>	<b>643</b>	<b>464</b>	<b>(179)</b>	<b>(27.84%)</b>	
<b>Comment Type</b>															
Piston	4	7	17	28	4	5	16	25	(3)	(10.71%)	170	194	24	14.12%	
Turbine	1	4	8	13	2	1	5	8	(5)	(38.46%)	120	44	(76)	(63.33%)	
Jet	25	16	14	55	6	8	7	21	(34)	(61.82%)	333	208	(125)	(37.54%)	
Helo	-	-	1	1	-	-	-	-	(1)	(100.00%)	14	13	(1)	(7.14%)	
Unknown	-	-	-	-	-	-	-	-	-	0.00%	6	5	(1)	(16.67%)	
<b>Total Comments</b>	<b>30</b>	<b>27</b>	<b>40</b>	<b>97</b>	<b>12</b>	<b>14</b>	<b>28</b>	<b>54</b>	<b>(43)</b>	<b>(44.33%)</b>	<b>643</b>	<b>464</b>	<b>(179)</b>	<b>(27.84%)</b>	
<b>Operations per Comment</b>				<b>60.8</b>				<b>129.3</b>			<b>49.4</b>	<b>73.3</b>	<b>24.0</b>	<b>48.52%</b>	



## Truckee Tahoe Airport District Households Summary 2021-2026





**Truckee Tahoe Airport District  
Operations and Community Comment Report  
Calendar 2026**



**OPERATIONS**

	2026																
	Jan	Feb	Mar	Q1	Apr	May	Jun	Q2	Jul	Aug	Sep	Q3	Oct	Nov	Dec	Q4	Total
<b>Operations Detail</b>																	
Piston Single	1523	970	1720	4,213				-				-				-	4,213
Piston Twin	53	24	56	133				-				-				-	133
Turbo Prop	530	399	439	1,368				-				-				-	1,368
Jet < 12,499 lbs	55	44	71	170				-				-				-	170
Jet 12,500-19,999 lbs	120	99	139	358				-				-				-	358
Jet 20,000-49,999 lbs	133	137	153	423				-				-				-	423
Jet > 50,000 lbs	42	14	20	76				-				-				-	76
Helicopter	42	104	94	240				-				-				-	240
Total Powered Aircraft	2,498	1,791	2,692	6,981	-	-	-	-	-	-	-	-	-	-	-	-	6,981
Gliders	-	-	-	-	-	-	-	-	-	-	-	-	-	-	-	-	-
Total Operations	2,498	1,791	2,692	6,981	-	-	-	-	-	-	-	-	-	-	-	-	6,981

**COMMENTS**

	2026																
	Jan	Feb	Mar	Q1	Apr	May	Jun	Q2	Jul	Aug	Sep	Q3	Oct	Nov	Dec	Q4	Total
<b>Comment Location</b>																	
Alder	5	2	5	12				-				-				-	12
Glenshire		5	2	7				-				-				-	7
Martis Valley Estates	1	2		3				-				-				-	3
Northstar/ Martis				-				-				-				-	-
Olympic Heights			1	1				-				-				-	1
Prosser Lakeview				-				-				-				-	-
Russell Valley		2		2				-				-				-	2
Sierra Meadows	4	3	15	22				-				-				-	22
Tahoe Basin			1	1				-				-				-	1
Tahoe Donner	1		2	3				-				-				-	3
Unknown/Other	1		2	3				-				-				-	3
Total Comments	12	14	28	54	-	-	-	-	-	-	-	-	-	-	-	-	54
<b>Comment Type</b>																	
Piston	4	5	16	25				-				-				-	25
Turboprop	2	1	5	8				-				-				-	8
Jet	6	8	7	21				-				-				-	21
Helo				-				-				-				-	-
Unknown				-				-				-				-	-
Total Comments	12	14	28	54	-	-	-	-	-	-	-	-	-	-	-	-	54
<b>Operations per Comment</b>				129				-				-				-	129



**Truckee Tahoe Airport District  
Operations and Community Comment Report  
2022-2026**



	2022					2023					2024					2025					2026					Total
	Q1	Q2	Q3	Q4	Total	Q1	Q2	Q3	Q4	Total	Q1	Q2	Q3	Q4	Total	Q1	Q2	Q3	Q4	Total	Q1	Q2	Q3	Q4	Total	
<b>Operations Detail</b>																										
Piston Single	3,511	3,324	5,188	3,796	15,819	2,456	5,142	5,417	3,972	16,987	2,518	4,857	5,556	3,709	16,640	3,521	5,165	6,302	3,604	18,592	4,213	-	-	-	4,213	72,251
Piston Twin	217	241	283	158	899	135	187	212	86	620	85	194	228	104	611	75	193	294	145	707	133	-	-	-	133	2,970
Turbo Prop	1,725	1,352	2,013	927	6,017	958	1,207	2,168	953	5,286	1,152	1,144	1,978	797	5,071	1,156	1,024	1,990	744	4,914	1,368	-	-	-	1,368	22,656
Jet < 12,499 lbs	124	158	193	116	591	108	151	244	102	605	91	192	315	192	790	210	263	364	139	976	170	-	-	-	170	3,132
Jet 12,500-19,999 lbs	590	471	844	263	2,168	266	336	903	228	1,733	250	272	514	213	1,249	314	322	711	184	1,531	358	-	-	-	358	7,039
Jet 20,000-49,999 lbs	452	367	785	274	1,878	210	328	862	252	1,652	345	403	1,036	240	2,024	372	362	960	224	1,918	423	-	-	-	423	7,895
Jet > 50,000 lbs	50	78	240	44	412	44	36	184	46	310	78	95	237	40	450	49	68	224	19	360	76	-	-	-	76	1,608
Helicopter	201	164	180	196	741	149	281	421	283	1,134	171	240	631	219	1,261	198	344	434	170	1,146	240	-	-	-	240	4,522
Total Powered Aircraft	6,870	6,155	9,726	5,774	28,525	4,326	7,668	10,411	5,922	28,327	4,690	7,397	10,495	5,514	28,096	5,895	7,741	11,279	5,229	30,144	6,981	-	-	-	6,981	122,073
Gliders	-	842	2,725	44	2,523	-	702	1,111	-	1,813	-	702	1,738	-	2,440	-	749	2,040	-	2,789	-	-	-	-	-	9,565
Total Operations	6,870	6,997	12,451	5,818	31,048	4,326	8,370	11,522	5,922	30,140	4,690	8,099	12,233	5,514	30,536	5,895	8,490	13,319	5,229	32,933	6,981	-	-	-	6,981	131,638

	2022					2023					2024					2025					2026					Total
	Q1	Q2	Q3	Q4	Total	Q1	Q2	Q3	Q4	Total	Q1	Q2	Q3	Q4	Total	Q1	Q2	Q3	Q4	Total	Q1	Q2	Q3	Q4	Total	
<b>Comment Location</b>																										
Alder	9	15	87	10	121	4	9	28	2	43	13	8	25	6	52	8	9	16	5	38	12	-	-	-	12	266
Glenshire	8	36	58	9	111	4	10	12	11	37	17	7	15	3	42	16	25	28	7	76	7	-	-	-	7	273
Martis Valley Estates	45	80	126	31	282	15	23	44	12	94	18	43	134	45	240	46	46	62	5	159	3	-	-	-	3	778
Northstar/ Martis	1	6	14	2	23	-	3	7	1	11	-	3	1	1	5	1	1	3	1	6	-	-	-	-	-	45
Olympic Heights	22	45	126	16	209	65	104	217	62	448	107	72	15	3	197	1	10	9	1	21	1	-	-	-	1	876
Prosser Lakeview	2	2	8	-	12	-	-	11	1	12	1	7	2	-	10	-	-	2	3	5	-	-	-	-	-	39
Russell Valley	2	2	7	13	24	-	9	3	-	12	1	2	4	2	9	1	3	3	3	10	2	-	-	-	2	57
Sierra Meadows	54	76	91	35	256	8	21	37	14	80	9	45	41	28	123	23	40	50	14	127	22	-	-	-	22	608
Tahoe Basin	3	3	2	-	8	-	1	4	-	5	-	-	3	-	3	-	-	1	-	1	1	-	-	-	1	18
Tahoe Donner	8	27	100	8	143	3	16	34	4	57	5	5	10	3	23	1	7	42	-	50	3	-	-	-	3	276
Unknown/Other	1	3	20	4	28	3	10	4	3	20	3	5	7	1	16	-	6	5	3	14	3	-	-	-	3	81
Total Comments	155	295	639	128	1,217	102	206	401	110	819	174	197	257	92	720	97	147	221	42	507	54	-	-	-	54	3,317
<b>Comment Type</b>																										
Piston	64	98	218	59	439	62	125	175	82	444	82	47	69	26	224	28	66	74	29	197	25	-	-	-	25	1,329
Turbine	26	55	70	13	164	14	30	104	14	162	50	82	18	7	157	13	10	25	1	49	8	-	-	-	8	540
Jet	64	131	337	54	586	26	48	113	14	201	41	60	165	53	319	55	62	117	8	242	21	-	-	-	21	1,369
Helo	1	8	10	2	21	-	1	1	-	2	1	7	3	3	14	1	7	5	1	14	-	-	-	-	-	51
Unknown	-	3	4	-	7	-	2	8	-	10	-	1	2	3	6	-	2	-	3	5	-	-	-	-	-	28
Total Comments	155	295	639	128	1,217	102	206	401	110	819	174	197	257	92	720	97	147	221	42	507	54	-	-	-	54	3,317
<b>Operations per Comment</b>	44	24	19	45	26	42	41	29	54	37	27	41	48	60	42	61	58	60	125	65	129	-	-	-	129	40