TRUCKEE TAHOE AIPORT DISTRICT
Operations and Community Comment Report
As of 9/30/26

Current Quarter | Operations
July 1, 2026 - September 30, 2026

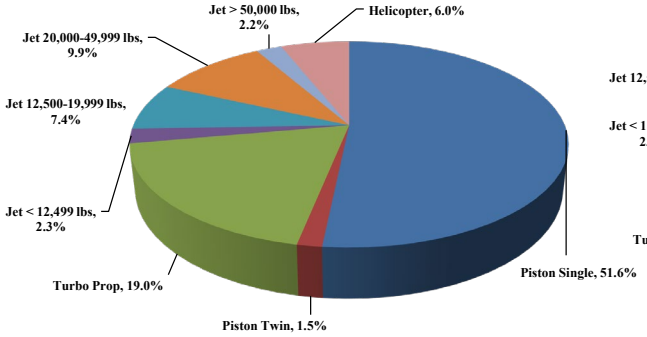

Total Powered Aircraft	11,754

Year-to-Date | Operations
January 1, 2026 -September 30, 2026

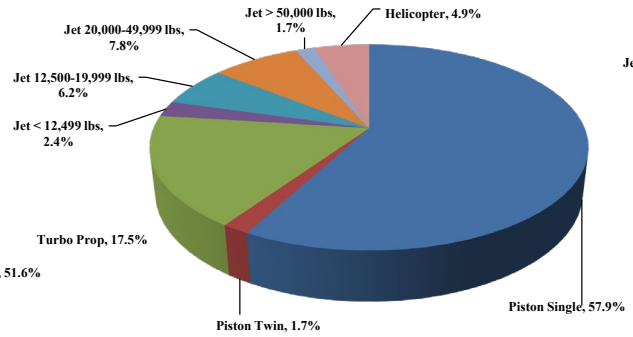

Total Powered Aircraft	26,057

Historic | Operations
January 1, 2020 - December 31, 2025

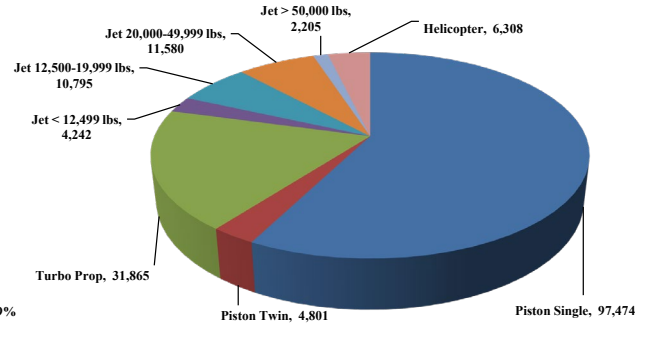

Total Powered Aircraft	169,270

Current Quarter | Comments
July 1, 2026 - September 30, 2026

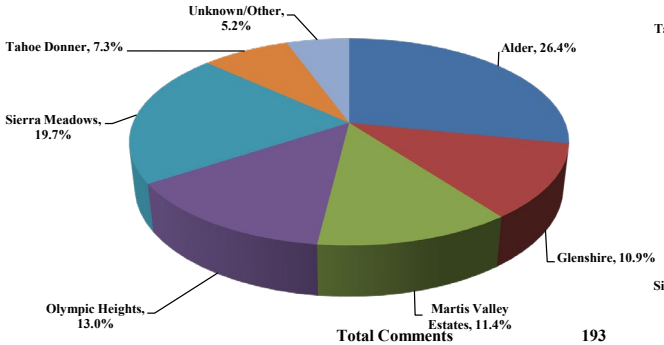

Total Comments	193
Operations / Comment	72

Year-to-Date | Comments
January 1, 2026 -September 30, 2026

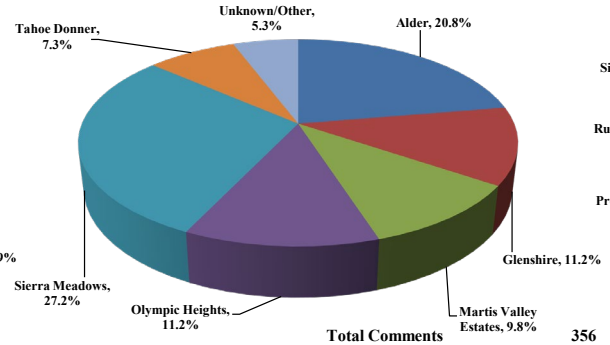

Total Comments	356
Operations / Comment	81

Historic | Comments
January 1, 2020 - December 31, 2025

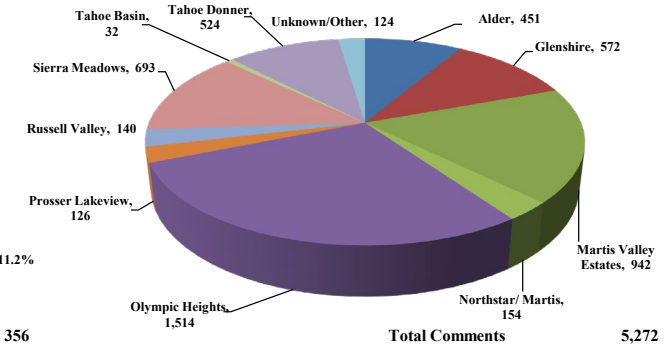

Total Comments	5,272
Operations / Comment	32

Notes

Operations graphs above use Total Powered Aircraft. Glider operations are not included.

2023 -Runway 2/20 closed for reconstruction June 25 - November 16

2018 - Launched Community Hotline & Plane Noise with Smart Receipt

2017 - Residential Zones changed to match minimum of 1% of total comments

2015 – Jet > 50,000 lbs category added in Q1

2014 – TTAD launched 'Report Noise' link in website

TRUCKEE TAHOE AIPORT DISTRICT
Operations and Community Comment Report
As of 9/30/26

Operations | by Month by Year
2022 -2026

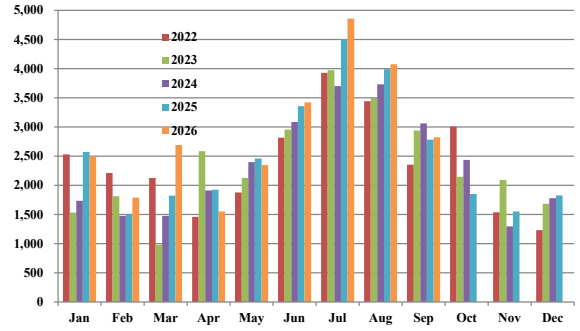

2022	2023	2024	2025	2026
28,525	28,327	28,096	30,144	26,057

Operations | by Type by Quarter
2022 -2026

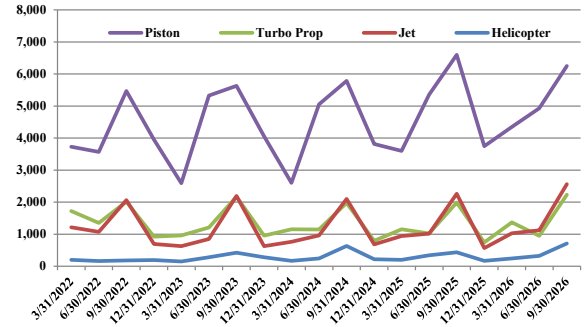

Operations | Mix by Type by Quarter
2022 -2026

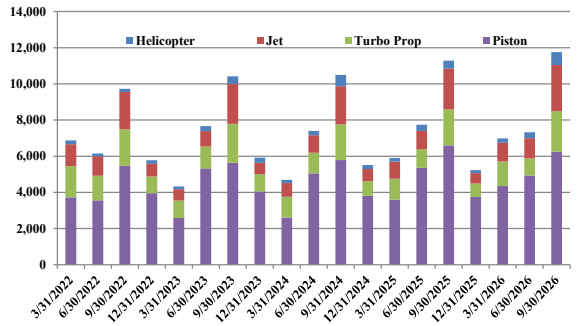

Comments | by Month by Year
2022 -2026

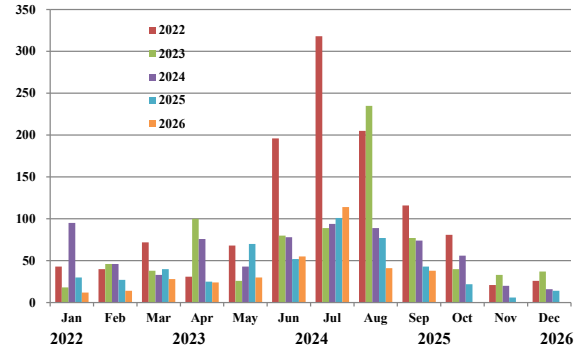

2022	2023	2024	2025	2026
1,217	819	720	507	356

Comments | by Locale by Quarter
2022 -2026

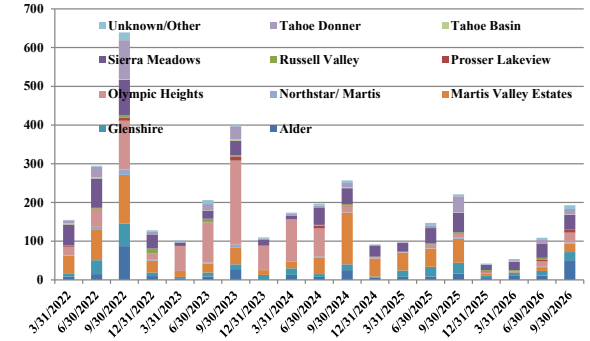

Comments | by Type by Quarter
2022 -2026

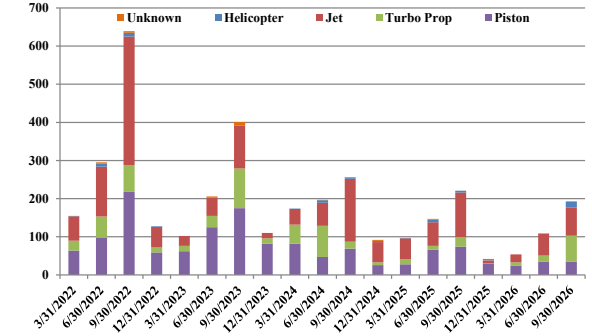

Notes

Operations graphs above use Total Powered Aircraft. Glider operations are not included.

2023 -Runway 2/20 closed for reconstruction June 25 - November 16

2018 - Launched Community Hotline & Plane Noise with Smart Receipt

2017 - Residential Zones changed to match minimum of 1% of total comments

2015 – Jet > 50,000 lbs category added in Q1

2014 – TTAD launched 'Report Noise' link in website

Truckee Tahoe Airport District
Operations and Community Comment Report
As of 9/30/26

OPERATIONS

	2025				2026						Year over Year				
	Jul	Aug	Sep	Q3	Jul	Aug	Sep	Q3	difference	%	10/1/24-9/30/25	10/1/25-9/30/26	difference	%	Notes
Operations Detail															
Piston Single	2,388	2,251	1,663	6,302	2,395	2,176	1,498	6,069	(233)	(3.70%)	18,697	18,680	(17)	(0.09%)	
Piston Twin	105	78	111	294	66	63	53	182	(112)	(38.10%)	666	595	(71)	(10.66%)	
Turbo Prop	756	789	445	1,990	890	791	551	2,232	242	12.16%	4,967	5,291	324	6.52%	
Jet < 12,499 lbs	176	111	77	364	102	75	90	267	(97)	(26.65%)	1,029	772	(257)	(24.98%)	
Jet 12,500-19,999 lbs	319	230	162	711	373	292	202	867	156	21.94%	1,560	1,806	246	15.77%	
Jet 20,000-49,999 lbs	438	334	188	960	533	378	252	1,163	203	21.15%	1,934	2,249	315	16.29%	
Jet > 50,000 lbs	134	60	30	224	154	76	34	264	40	17.86%	381	449	68	17.85%	
Helicopter	192	136	106	434	344	223	143	710	276	63.59%	1,195	1,444	249	20.84%	
Total Powered Aircraft	4,508	3,989	2,782	11,279	4,857	4,074	2,823	11,754	475	4.21%	30,429	31,286	857	2.82%	
Gliders	956	750	334	2,040	996	996	154	2,146	106	5.20%	2,789	2,619	(170)	(6.10%)	
Total Operations	5,464	4,739	3,116	13,319	5,853	5,070	2,977	13,900	581	4.36%	33,218	33,905	687	2.07%	

COMMENTS

	2025				2026						Year over Year				
	Jul	Aug	Sep	Q3	Jul	Aug	Sep	Q3	difference	%	10/1/24-9/30/25	10/1/25-9/30/26	difference	%	Notes
Comment Location															
Alder	4	4	8	16	26	10	15	51	35	218.75%	39	79	40	102.56%	
Glenshire	11	12	5	28	12	5	4	21	(7)	(25.00%)	72	47	(25)	(34.72%)	
Martis Valley Estates	31	21	10	62	13	4	5	22	(40)	(64.52%)	199	40	(159)	(79.90%)	
Northstar/ Martis	1	-	2	3	2	1	-	3	-	0.00%	6	5	(1)	(16.67%)	
Olympic Heights	4	1	4	9	18	5	2	25	16	177.78%	23	41	18	78.26%	
Prosser Lakeview	2	-	-	2	5	3	-	8	6	300.00%	2	16	14	700.00%	
Russell Valley	-	2	1	3	-	-	-	-	(3)	(100.00%)	9	9	-	0.00%	
Sierra Meadows	23	20	7	50	23	9	6	38	(12)	(24.00%)	141	111	(30)	(21.28%)	
Tahoe Basin	-	1	-	1	1	-	-	1	-	0.00%	1	2	1	100.00%	
Tahoe Donner	23	15	4	42	8	3	3	14	(28)	(66.67%)	53	26	(27)	(50.94%)	
Unknown/Other	2	1	2	5	6	1	3	10	5	100.00%	12	22	10	83.33%	
Total Comments	101	77	43	221	114	41	38	193	(28)	(12.67%)	557	398	(159)	(28.55%)	-
Comment Type															
Piston	29	28	17	74	31	3	1	35	(39)	(52.70%)	194	124	(70)	(36.08%)	
Turbine	10	12	3	25	19	24	25	68	43	172.00%	55	50	(5)	(9.09%)	
Jet	59	35	23	117	58	11	5	74	(43)	(36.75%)	287	203	(84)	(29.27%)	
Helo	3	2	-	5	6	3	7	16	11	220.00%	16	7	(9)	(56.25%)	
Unknown	-	-	-	-	-	-	-	-	-	0.00%	5	3	(2)	(40.00%)	
Total Comments	101	77	43	221	114	41	38	193	(28)	(12.67%)	557	387	(170)	(30.52%)	-
	-	-	-	-	-	-	-	-	-		-	11	11	0	-
Operations per Comment				60.3				72.0	11.8	19.50%	59.6	87.6	28.0	46.90%	-

Truckee Tahoe Airport District
Operations and Community Comment Report
Calendar 2026

OPERATIONS

	2026															
	Jan	Feb	Mar	Q1	Apr	May	Jun	Q2	Jul	Aug	Sep	Q3	Oct	Nov	Dec	Q4	Total
Operations Detail																	
Piston Single	1,523	970	1,720	4,213	1,110	1,612	2,072	4,794	2,395	2,176	1,498	6,069				-	15,076
Piston Twin	53	24	56	133	31	49	55	135	66	63	53	182				-	450
Turbo Prop	530	399	439	1,368	165	247	535	947	890	791	551	2,232				-	4,547
Jet < 12,499 lbs	55	44	71	170	47	57	92	196	102	75	90	267				-	633
Jet 12,500-19,999 lbs	120	99	139	358	68	128	201	397	373	292	202	867				-	1,622
Jet 20,000-49,999 lbs	133	137	153	423	55	126	258	439	533	378	252	1,163				-	2,025
Jet > 50,000 lbs	42	14	20	76	8	30	52	90	154	76	34	264				-	430
Helicopter	42	104	94	240	67	100	157	324	344	223	143	710				-	1,274
Total Powered Aircraft	2,498	1,791	2,692	6,981	1,551	2,349	3,422	7,322	4,857	4,074	2,823	11,754	-	-	-	-	26,057
Gliders	-	-	-	-	-	104	600	704	996	765	154	1,915	-	-	-	-	2,619
Total Operations	2,498	1,791	2,692	6,981	1,551	2,453	4,022	8,026	5,853	4,839	2,977	13,669	-	-	-	-	28,676

COMMENTS

	2026																
	Jan	Feb	Mar	Q1	Apr	May	Jun	Q2	Jul	Aug	Sep	Q3	Oct	Nov	Dec	Q4	Total
Comment Location																	
Alder	5	2	5	12	1	3	7	11	26	10	15	51					74
Glenshire		5	2	7	2	6	4	12	12	5	4	21				-	40
Martis Valley Estates	1	2		3	1	1	8	10	13	4	5	22					35
Northstar/ Martis				-			1	1	2	1	-	3				-	4
Olympic Heights			1	1	2	2	10	14	18	5	2	25				-	40
Prosser Lakeview				-	2		3	5	5	3	-	8				-	13
Russell Valley		2		2	1	2	1	4	-	-	-	-				-	6
Sierra Meadows	4	3	15	22	10	12	15	37	23	9	6	38				-	97
Tahoe Basin			1	1	-			-	1	-	-	1				-	2
Tahoe Donner	1		2	3	3	2	4	9	8	3	3	14				-	26
Unknown/Other	1		2	3	2	2	2	6	6	1	3	10				-	19
Total Comments	12	14	28	54	24	30	55	109	114	41	38	193	-	-	-	-	356
Comment Type																	
Piston	4	5	16	25	6	16	13	35	31	3	1	35				-	95
Turboprop	2	1	5	8	1	3	12	16	19	24	25	68				-	92
Jet	6	8	7	21	17	10	30	57	58	11	5	74				-	152
Helicopter				-	-	1		1	6	3	7	16				-	17
Unknown				-				-				-				-	-
Total Comments	12	14	28	54	24	30	55	109	114	41	38	193	-	-	-	-	356
	-	-	-	-	-	-	-	-	-	-	-	-	-	-	-	-	-
Operations per Comment				129				74				71				-	81

Truckee Tahoe Airport District
Operations and Community Comment Report
2022-2026

OPERATIONS

	2022					2023					2024					2025					2026					
	Q1	Q2	Q3	Q4	Total	Q1	Q2	Q3	Q4	Total	Q1	Q2	Q3	Q4	Total	Q1	Q2	Q3	Q4	Total	Q1	Q2	Q3	Q4	Total	Total
Operations Detail																										
Piston Single	3,511	3,324	5,188	3,796	15,819	2,456	5,142	5,417	3,972	16,987	2,518	4,857	5,556	3,709	16,640	3,521	5,165	6,302	3,604	18,592	4,213	4,794	6,069	-	15,076	83,114
Piston Twin	217	241	283	158	899	135	187	212	86	620	85	194	228	104	611	75	193	294	145	707	133	135	182	-	450	3,287
Turbo Prop	1,725	1,352	2,013	927	6,017	958	1,207	2,168	953	5,286	1,152	1,144	1,978	797	5,071	1,156	1,024	1,990	744	4,914	1,368	947	2,232	-	4,547	25,835
Jet < 12,499 lbs	124	158	193	116	591	108	151	244	102	605	91	192	315	192	790	210	263	364	139	976	170	196	267	-	633	3,595
Jet 12,500-19,999 lbs	590	471	844	263	2,168	266	336	903	228	1,733	250	272	514	213	1,249	314	322	711	184	1,531	358	397	867	-	1,622	8,303
Jet 20,000-49,999 lbs	452	367	785	274	1,878	210	328	862	252	1,652	345	403	1,036	240	2,024	372	362	960	224	1,918	423	439	1,163	-	2,025	9,497
Jet > 50,000 lbs	50	78	240	44	412	44	36	184	46	310	78	95	237	40	450	49	68	224	19	360	76	90	264	-	430	1,962
Helicopter	201	164	180	196	741	149	281	421	283	1,134	171	240	631	219	1,261	198	344	434	170	1,146	240	324	710	-	1,274	5,556
Total Powered Aircraft	6,870	6,155	9,726	5,774	28,525	4,326	7,668	10,411	5,922	28,327	4,690	7,397	10,495	5,514	28,096	5,895	7,741	11,279	5,229	30,144	6,981	7,322	11,754	-	26,057	141,149
Gliders	-	842	2,725	44	2,523	-	702	1,111	-	1,813	-	702	1,738	-	2,440	-	749	2,040	-	2,789	-	704	1,915	-	2,619	12,184
Total Operations	6,870	6,997	12,451	5,818	31,048	4,326	8,370	11,522	5,922	30,140	4,690	8,099	12,233	5,514	30,536	5,895	8,490	13,319	5,229	32,933	6,981	8,026	13,669	-	28,676	153,333

COMMENTS

	2022					2023					2024					2025					2026					
	Q1	Q2	Q3	Q4	Total	Q1	Q2	Q3	Q4	Total	Q1	Q2	Q3	Q4	Total	Q1	Q2	Q3	Q4	Total	Q1	Q2	Q3	Q4	Total	Total
Comment Location																										
Alder	9	15	87	10	121	4	9	28	2	43	13	8	25	6	52	8	9	16	5	38	12	11	51	-	74	328
Glenshire	8	36	58	9	111	4	10	12	11	37	17	7	15	3	42	16	25	28	7	76	7	12	21	-	40	306
Martis Valley Estates	45	80	126	31	282	15	23	44	12	94	18	43	134	45	240	46	46	62	5	159	3	10	22	-	35	810
Northstar/ Martis	1	6	14	2	23	-	3	7	1	11	-	3	1	1	5	1	1	3	1	6	-	1	3	-	4	49
Olympic Heights	22	45	126	16	209	65	104	217	62	448	107	72	15	3	197	1	10	9	1	21	1	14	25	-	40	915
Prosser Lakeview	2	2	8	-	12	-	-	11	1	12	1	7	2	-	10	-	-	2	3	5	-	5	8	-	13	52
Russell Valley	2	2	7	13	24	-	9	3	-	12	1	2	4	2	9	1	3	3	3	10	2	4	-	-	6	61
Sierra Meadows	54	76	91	35	256	8	21	37	14	80	9	45	41	28	123	23	40	50	14	127	22	37	38	-	97	683
Tahoe Basin	3	3	2	-	8	-	1	4	-	5	-	-	3	-	3	-	-	1	-	1	1	-	1	-	2	19
Tahoe Donner	8	27	100	8	143	3	16	34	4	57	5	5	10	3	23	1	7	42	-	50	3	9	14	-	26	299
Unknown/Other	1	3	20	4	28	3	10	4	3	20	3	5	7	1	16	-	6	5	3	14	3	6	10	-	19	97
Total Comments	155	295	639	128	1,217	102	206	401	110	819	174	197	257	92	720	97	147	221	42	507	54	109	193	-	356	3,619
Comment Type																										
Piston	64	98	218	59	439	62	125	175	82	444	82	47	69	26	224	28	66	74	29	197	25	35	35	-	95	1,399
Turbine	26	55	70	13	164	14	30	104	14	162	50	82	18	7	157	13	10	25	1	49	8	16	68	-	92	624
Jet	64	131	337	54	586	26	48	113	14	201	41	60	165	53	319	55	62	117	8	242	21	57	74	-	152	1,500
Helicopter	1	8	10	2	21	-	1	1	-	2	1	7	3	3	14	1	7	5	1	14	-	1	16	-	17	68
Unknown	-	3	4	-	7	-	2	8	-	10	-	1	2	3	6	-	2	-	3	5	-	-	-	-	-	28
Total Comments	155	295	639	128	1,217	102	206	401	110	819	174	197	257	92	720	97	147	221	42	507	54	109	193	-	356	3,619
																					-	-	-	-	-	-
Operations per Comment	44	24	19	45	26	42	41	29	54	37	27	41	48	60	42	61	58	60	125	65	129	78	69	-	81	42

Truckee Tahoe Airport District
Households Summary
2021-2026

